



1062CH08

INTRODUCTION TO TRIGONOMETRY

8

There is perhaps nothing which so occupies the middle position of mathematics as trigonometry.

– J.F. Herbart (1890)

8.1 Introduction

You have already studied about triangles, and in particular, right triangles, in your earlier classes. Let us take some examples from our surroundings where right triangles can be imagined to be formed. For instance :

1. Suppose the students of a school are visiting Qutub Minar. Now, if a student is looking at the top of the Minar, a right triangle can be imagined to be made, as shown in Fig 8.1. Can the student find out the height of the Minar, without actually measuring it?
2. Suppose a girl is sitting on the balcony of her house located on the bank of a river. She is looking down at a flower pot placed on a stair of a temple situated nearby on the other bank of the river. A right triangle is imagined to be made in this situation as shown in Fig.8.2. If you know the height at which the person is sitting, can you find the width of the river?

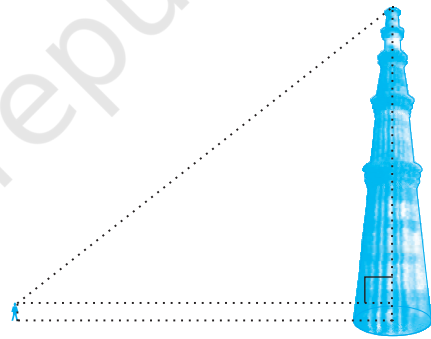


Fig. 8.1

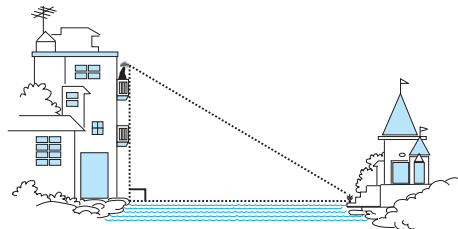


Fig. 8.2

3. Suppose a hot air balloon is flying in the air. A girl happens to spot the balloon in the sky and runs to her mother to tell her about it. Her mother rushes out of the house to look at the balloon. Now when the girl had spotted the balloon initially it was at point A. When both the mother and daughter came out to see it, it had already travelled to another point B. Can you find the altitude of B from the ground?

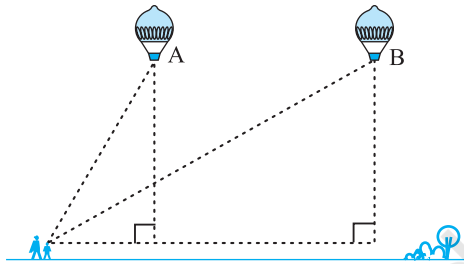


Fig. 8.3

In all the situations given above, the distances or heights can be found by using some mathematical techniques, which come under a branch of mathematics called ‘trigonometry’. The word ‘trigonometry’ is derived from the Greek words ‘tri’ (meaning three), ‘gon’ (meaning sides) and ‘metron’ (meaning measure). In fact, **trigonometry** is the study of relationships between the sides and angles of a triangle. The earliest known work on trigonometry was recorded in Egypt and Babylon. Early astronomers used it to find out the distances of the stars and planets from the Earth. Even today, most of the technologically advanced methods used in Engineering and Physical Sciences are based on trigonometrical concepts.

In this chapter, we will study some ratios of the sides of a right triangle with respect to its acute angles, called **trigonometric ratios of the angle**. We will restrict our discussion to acute angles only. However, these ratios can be extended to other angles also. We will also define the trigonometric ratios for angles of measure 0° and 90° . We will calculate trigonometric ratios for some specific angles and establish some identities involving these ratios, called **trigonometric identities**.

8.2 Trigonometric Ratios

In Section 8.1, you have seen some right triangles imagined to be formed in different situations.

Let us take a right triangle ABC as shown in Fig. 8.4.

Here, $\angle CAB$ (or, in brief, angle A) is an acute angle. Note the position of the side BC with respect to angle A. It faces $\angle A$. We call it the *side opposite* to angle A. AC is the *hypotenuse* of the right triangle and the side AB is a part of $\angle A$. So, we call it the *side adjacent* to angle A.

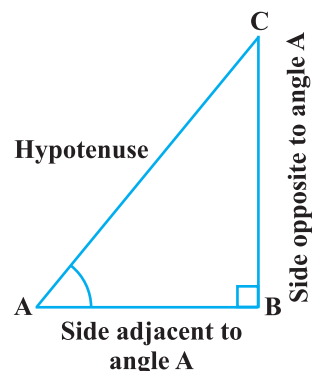


Fig. 8.4

Note that the position of sides change when you consider angle C in place of A (see Fig. 8.5).

You have studied the concept of ‘ratio’ in your earlier classes. We now define certain ratios involving the sides of a right triangle, and call them trigonometric ratios.

The trigonometric ratios of the angle A in right triangle ABC (see Fig. 8.4) are defined as follows :

$$\text{sine of } \angle A = \frac{\text{side opposite to angle A}}{\text{hypotenuse}} = \frac{BC}{AC}$$

$$\text{cosine of } \angle A = \frac{\text{side adjacent to angle A}}{\text{hypotenuse}} = \frac{AB}{AC}$$

$$\text{tangent of } \angle A = \frac{\text{side opposite to angle A}}{\text{side adjacent to angle A}} = \frac{BC}{AB}$$

$$\text{cosecant of } \angle A = \frac{1}{\text{sine of } \angle A} = \frac{\text{hypotenuse}}{\text{side opposite to angle A}} = \frac{AC}{BC}$$

$$\text{secant of } \angle A = \frac{1}{\text{cosine of } \angle A} = \frac{\text{hypotenuse}}{\text{side adjacent to angle A}} = \frac{AC}{AB}$$

$$\text{cotangent of } \angle A = \frac{1}{\text{tangent of } \angle A} = \frac{\text{side adjacent to angle A}}{\text{side opposite to angle A}} = \frac{AB}{BC}$$

The ratios defined above are abbreviated as $\sin A$, $\cos A$, $\tan A$, $\text{cosec } A$, $\text{sec } A$ and $\text{cot } A$ respectively. Note that the ratios **cosec A**, **sec A** and **cot A** are respectively, the reciprocals of the ratios $\sin A$, $\cos A$ and $\tan A$.

$$\text{Also, observe that } \tan A = \frac{BC}{AB} = \frac{\frac{BC}{AC}}{\frac{AB}{AC}} = \frac{\sin A}{\cos A} \text{ and } \cot A = \frac{\cos A}{\sin A}.$$

So, the **trigonometric ratios** of an acute angle in a right triangle express the relationship between the angle and the length of its sides.

Why don't you try to define the trigonometric ratios for angle C in the right triangle? (See Fig. 8.5)

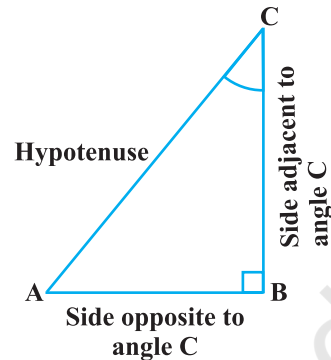


Fig. 8.5

The first use of the idea of ‘sine’ in the way we use it today was in the work *Aryabhatiyam* by Aryabhata, in A.D. 500. Aryabhata used the word *ardha-jya* for the half-chord, which was shortened to *jya* or *jiva* in due course. When the *Aryabhatiyam* was translated into Arabic, the word *jiva* was retained as it is. The word *jiva* was translated into *sinus*, which means curve, when the Arabic version was translated into Latin. Soon the word *sinus*, also used as *sine*, became common in mathematical texts throughout Europe. An English Professor of astronomy Edmund Gunter (1581–1626), first used the abbreviated notation ‘*sin*’.



Aryabhata
C.E. 476 – 550

The origin of the terms ‘cosine’ and ‘tangent’ was much later. The cosine function arose from the need to compute the sine of the complementary angle. Aryabhata called it *kotijya*. The name *cosinus* originated with Edmund Gunter. In 1674, the English Mathematician Sir Jonas Moore first used the abbreviated notation ‘*cos*’.

Remark : Note that the symbol $\sin A$ is used as an abbreviation for ‘the sine of the angle A ’. $\sin A$ is *not* the product of ‘sin’ and A . ‘sin’ separated from A has no meaning. Similarly, $\cos A$ is *not* the product of ‘cos’ and A . Similar interpretations follow for other trigonometric ratios also.

Now, if we take a point P on the hypotenuse AC or a point Q on AC extended, of the right triangle ABC and draw PM perpendicular to AB and QN perpendicular to AB extended (see Fig. 8.6), how will the trigonometric ratios of $\angle A$ in $\triangle PAM$ differ from those of $\angle A$ in $\triangle CAB$ or from those of $\angle A$ in $\triangle QAN$?

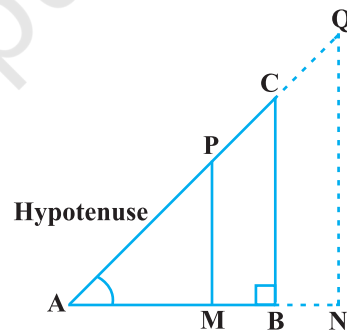


Fig. 8.6

To answer this, first look at these triangles. Is $\triangle PAM$ similar to $\triangle CAB$? From Chapter 6, recall the AA similarity criterion. Using the criterion, you will see that the triangles PAM and CAB are similar. Therefore, by the property of similar triangles, the corresponding sides of the triangles are proportional.

So, we have

$$\frac{AM}{AB} = \frac{AP}{AC} = \frac{MP}{BC}.$$

From this, we find
$$\frac{MP}{AP} = \frac{BC}{AC} = \sin A.$$

Similarly,
$$\frac{AM}{AP} = \frac{AB}{AC} = \cos A, \quad \frac{MP}{AM} = \frac{BC}{AB} = \tan A \text{ and so on.}$$

This shows that the trigonometric ratios of angle A in ΔPAM not differ from those of angle A in ΔCAB .

In the same way, you should check that the value of $\sin A$ (and also of other trigonometric ratios) remains the same in ΔQAN also.

From our observations, it is now clear that **the values of the trigonometric ratios of an angle do not vary with the lengths of the sides of the triangle, if the angle remains the same.**

Note : For the sake of convenience, we may write $\sin^2 A$, $\cos^2 A$, etc., in place of $(\sin A)^2$, $(\cos A)^2$, etc., respectively. But $\operatorname{cosec} A = (\sin A)^{-1} \neq \sin^{-1} A$ (it is called sine inverse A). $\sin^{-1} A$ has a different meaning, which will be discussed in higher classes. Similar conventions hold for the other trigonometric ratios as well. Sometimes, the Greek letter θ (theta) is also used to denote an angle.

We have defined six trigonometric ratios of an acute angle. If we know any one of the ratios, can we obtain the other ratios? Let us see.

If in a right triangle ABC , $\sin A = \frac{1}{3}$,
then this means that $\frac{BC}{AC} = \frac{1}{3}$, i.e., the
lengths of the sides BC and AC of the triangle
 ABC are in the ratio $1 : 3$ (see Fig. 8.7). So if
 BC is equal to k , then AC will be $3k$, where
 k is any positive number. To determine other

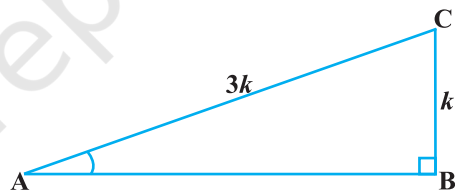


Fig. 8.7

trigonometric ratios for the angle A , we need to find the length of the third side AB . Do you remember the Pythagoras theorem? Let us use it to determine the required length AB .

$$AB^2 = AC^2 - BC^2 = (3k)^2 - (k)^2 = 8k^2 = (2\sqrt{2}k)^2$$

Therefore, $AB = \pm 2\sqrt{2}k$

So, we get $AB = 2\sqrt{2}k$ (Why is AB not $-2\sqrt{2}k$?)

Now,
$$\cos A = \frac{AB}{AC} = \frac{2\sqrt{2}k}{3k} = \frac{2\sqrt{2}}{3}$$

Similarly, you can obtain the other trigonometric ratios of the angle A .

Remark : Since the hypotenuse is the longest side in a right triangle, the value of $\sin A$ or $\cos A$ is always less than 1 (or, in particular, equal to 1).

Let us consider some examples.

Example 1 : Given $\tan A = \frac{4}{3}$, find the other trigonometric ratios of the angle A .

Solution : Let us first draw a right ΔABC (see Fig 8.8).

Now, we know that $\tan A = \frac{BC}{AB} = \frac{4}{3}$.

Therefore, if $BC = 4k$, then $AB = 3k$, where k is a positive number.

Now, by using the Pythagoras Theorem, we have

$$AC^2 = AB^2 + BC^2 = (4k)^2 + (3k)^2 = 25k^2$$

So, $AC = 5k$

Now, we can write all the trigonometric ratios using their definitions.

$$\sin A = \frac{BC}{AC} = \frac{4k}{5k} = \frac{4}{5}$$

$$\cos A = \frac{AB}{AC} = \frac{3k}{5k} = \frac{3}{5}$$

Therefore, $\cot A = \frac{1}{\tan A} = \frac{3}{4}$, $\operatorname{cosec} A = \frac{1}{\sin A} = \frac{5}{4}$ and $\sec A = \frac{1}{\cos A} = \frac{5}{3}$.

Example 2 : If $\angle B$ and $\angle Q$ are acute angles such that $\sin B = \sin Q$, then prove that $\angle B = \angle Q$.

Solution : Let us consider two right triangles ABC and PQR where $\sin B = \sin Q$ (see Fig. 8.9).

We have

$$\sin B = \frac{AC}{AB}$$

and

$$\sin Q = \frac{PR}{PQ}$$

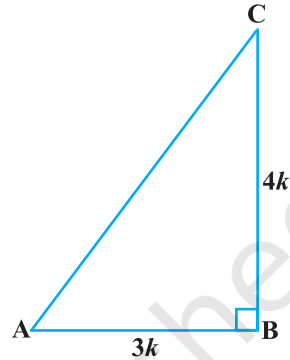


Fig. 8.8

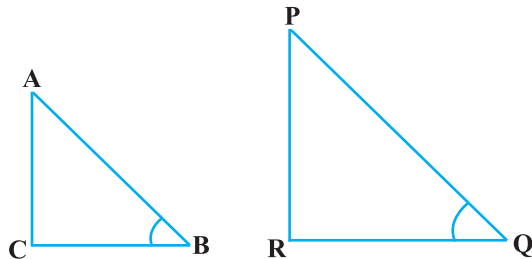


Fig. 8.9

Then
$$\frac{AC}{AB} = \frac{PR}{PQ}$$

Therefore,
$$\frac{AC}{PR} = \frac{AB}{PQ} = k, \text{ say} \tag{1}$$

Now, using Pythagoras theorem,

$$BC = \sqrt{AB^2 - AC^2}$$

and
$$QR = \sqrt{PQ^2 - PR^2}$$

So,
$$\frac{BC}{QR} = \frac{\sqrt{AB^2 - AC^2}}{\sqrt{PQ^2 - PR^2}} = \frac{\sqrt{k^2PQ^2 - k^2PR^2}}{\sqrt{PQ^2 - PR^2}} = \frac{k\sqrt{PQ^2 - PR^2}}{\sqrt{PQ^2 - PR^2}} = k \tag{2}$$

From (1) and (2), we have

$$\frac{AC}{PR} = \frac{AB}{PQ} = \frac{BC}{QR}$$

Then, by using Theorem 6.4, $\Delta ACB \sim \Delta PRQ$ and therefore, $\angle B = \angle Q$.

Example 3 : Consider ΔACB , right-angled at C, in which $AB = 29$ units, $BC = 21$ units and $\angle ABC = \theta$ (see Fig. 8.10). Determine the values of

- (i) $\cos^2 \theta + \sin^2 \theta$,
- (ii) $\cos^2 \theta - \sin^2 \theta$.

Solution : In ΔACB , we have

$$\begin{aligned} AC &= \sqrt{AB^2 - BC^2} = \sqrt{(29)^2 - (21)^2} \\ &= \sqrt{(29 - 21)(29 + 21)} = \sqrt{(8)(50)} = \sqrt{400} = 20 \text{ units} \end{aligned}$$

So,
$$\sin \theta = \frac{AC}{AB} = \frac{20}{29}, \cos \theta = \frac{BC}{AB} = \frac{21}{29}.$$

Now, (i) $\cos^2 \theta + \sin^2 \theta = \left(\frac{20}{29}\right)^2 + \left(\frac{21}{29}\right)^2 = \frac{20^2 + 21^2}{29^2} = \frac{400 + 441}{841} = 1,$

and (ii) $\cos^2 \theta - \sin^2 \theta = \left(\frac{21}{29}\right)^2 - \left(\frac{20}{29}\right)^2 = \frac{(21 + 20)(21 - 20)}{29^2} = \frac{41}{841}.$

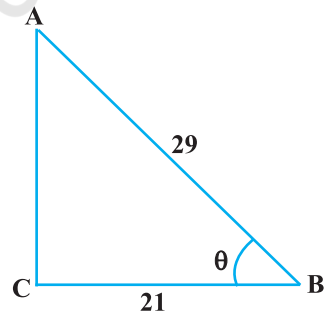


Fig. 8.10

Example 4 : In a right triangle ABC, right-angled at B, if $\tan A = 1$, then verify that

$$2 \sin A \cos A = 1.$$

Solution : In ΔABC , $\tan A = \frac{BC}{AB} = 1$ (see Fig 8.11)

i.e., $BC = AB$

Let $AB = BC = k$, where k is a positive number.

Now,
$$AC = \sqrt{AB^2 + BC^2}$$

$$= \sqrt{(k)^2 + (k)^2} = k\sqrt{2}$$

Therefore,
$$\sin A = \frac{BC}{AC} = \frac{1}{\sqrt{2}} \quad \text{and} \quad \cos A = \frac{AB}{AC} = \frac{1}{\sqrt{2}}$$

So,
$$2 \sin A \cos A = 2 \left(\frac{1}{\sqrt{2}} \right) \left(\frac{1}{\sqrt{2}} \right) = 1, \text{ which is the required value.}$$

Example 5 : In ΔOPQ , right-angled at P, $OP = 7$ cm and $OQ - PQ = 1$ cm (see Fig. 8.12). Determine the values of $\sin Q$ and $\cos Q$.

Solution : In ΔOPQ , we have

$$OQ^2 = OP^2 + PQ^2$$

i.e., $(1 + PQ)^2 = OP^2 + PQ^2$ (Why?)

i.e., $1 + PQ^2 + 2PQ = OP^2 + PQ^2$

i.e., $1 + 2PQ = 7^2$ (Why?)

i.e., $PQ = 24$ cm and $OQ = 1 + PQ = 25$ cm

So,
$$\sin Q = \frac{7}{25} \quad \text{and} \quad \cos Q = \frac{24}{25}$$

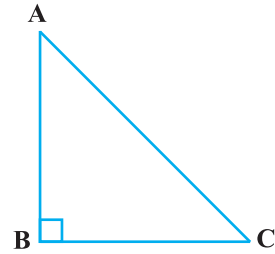


Fig. 8.11




Fig. 8.12

EXERCISE 8.1

- In $\triangle ABC$, right-angled at B, $AB = 24$ cm, $BC = 7$ cm. Determine :
 - $\sin A$, $\cos A$
 - $\sin C$, $\cos C$
- In Fig. 8.13, find $\tan P - \cot R$.
- If $\sin A = \frac{3}{4}$, calculate $\cos A$ and $\tan A$.
- Given $15 \cot A = 8$, find $\sin A$ and $\sec A$.
- Given $\sec \theta = \frac{13}{12}$, calculate all other trigonometric ratios.
- If $\angle A$ and $\angle B$ are acute angles such that $\cos A = \cos B$, then show that $\angle A = \angle B$.
- If $\cot \theta = \frac{7}{8}$, evaluate : (i) $\frac{(1 + \sin \theta)(1 - \sin \theta)}{(1 + \cos \theta)(1 - \cos \theta)}$, (ii) $\cot^2 \theta$
- If $3 \cot A = 4$, check whether $\frac{1 - \tan^2 A}{1 + \tan^2 A} = \cos^2 A - \sin^2 A$ or not.
- In triangle ABC, right-angled at B, if $\tan A = \frac{1}{\sqrt{3}}$, find the value of:
 - $\sin A \cos C + \cos A \sin C$
 - $\cos A \cos C - \sin A \sin C$
- In $\triangle PQR$, right-angled at Q, $PR + QR = 25$ cm and $PQ = 5$ cm. Determine the values of $\sin P$, $\cos P$ and $\tan P$.
- State whether the following are true or false. Justify your answer.
 - The value of $\tan A$ is always less than 1.
 - $\sec A = \frac{12}{5}$ for some value of angle A.
 - $\cos A$ is the abbreviation used for the cosecant of angle A.
 - $\cot A$ is the product of \cot and A.
 - $\sin \theta = \frac{4}{3}$ for some angle θ .

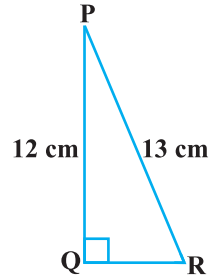


Fig. 8.13

8.3 Trigonometric Ratios of Some Specific Angles

From geometry, you are already familiar with the construction of angles of 30° , 45° , 60° and 90° . In this section, we will find the values of the trigonometric ratios for these angles and, of course, for 0° .

Trigonometric Ratios of 45°

In $\triangle ABC$, right-angled at B, if one angle is 45° , then the other angle is also 45° , i.e., $\angle A = \angle C = 45^\circ$ (see Fig. 8.14).

So, $BC = AB$ (Why?)

Now, Suppose $BC = AB = a$.

Then by Pythagoras Theorem, $AC^2 = AB^2 + BC^2 = a^2 + a^2 = 2a^2$,

and, therefore, $AC = a\sqrt{2}$.

Using the definitions of the trigonometric ratios, we have :

$$\sin 45^\circ = \frac{\text{side opposite to angle } 45^\circ}{\text{hypotenuse}} = \frac{BC}{AC} = \frac{a}{a\sqrt{2}} = \frac{1}{\sqrt{2}}$$

$$\cos 45^\circ = \frac{\text{side adjacent to angle } 45^\circ}{\text{hypotenuse}} = \frac{AB}{AC} = \frac{a}{a\sqrt{2}} = \frac{1}{\sqrt{2}}$$

$$\tan 45^\circ = \frac{\text{side opposite to angle } 45^\circ}{\text{side adjacent to angle } 45^\circ} = \frac{BC}{AB} = \frac{a}{a} = 1$$

$$\text{Also, } \operatorname{cosec} 45^\circ = \frac{1}{\sin 45^\circ} = \sqrt{2}, \sec 45^\circ = \frac{1}{\cos 45^\circ} = \sqrt{2}, \cot 45^\circ = \frac{1}{\tan 45^\circ} = 1.$$

Trigonometric Ratios of 30° and 60°

Let us now calculate the trigonometric ratios of 30° and 60° . Consider an equilateral triangle ABC. Since each angle in an equilateral triangle is 60° , therefore, $\angle A = \angle B = \angle C = 60^\circ$.

Draw the perpendicular AD from A to the side BC (see Fig. 8.15).

Now

$$\triangle ABD \cong \triangle ACD \quad (\text{Why?})$$

Therefore,

$$BD = DC$$

and

$$\angle BAD = \angle CAD \quad (\text{CPCT})$$

Now observe that:

$\triangle ABD$ is a right triangle, right-angled at D with $\angle BAD = 30^\circ$ and $\angle ABD = 60^\circ$ (see Fig. 8.15).

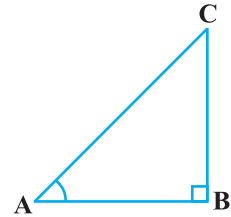


Fig. 8.14

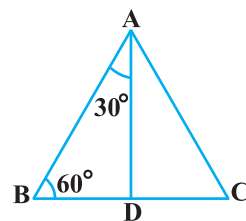


Fig. 8.15

As you know, for finding the trigonometric ratios, we need to know the lengths of the sides of the triangle. So, let us suppose that $AB = 2a$.

Then,
$$BD = \frac{1}{2}BC = a$$

and
$$AD^2 = AB^2 - BD^2 = (2a)^2 - (a)^2 = 3a^2,$$

Therefore,
$$AD = a\sqrt{3}$$

Now, we have :

$$\sin 30^\circ = \frac{BD}{AB} = \frac{a}{2a} = \frac{1}{2}, \quad \cos 30^\circ = \frac{AD}{AB} = \frac{a\sqrt{3}}{2a} = \frac{\sqrt{3}}{2}$$

$$\tan 30^\circ = \frac{BD}{AD} = \frac{a}{a\sqrt{3}} = \frac{1}{\sqrt{3}}$$

Also,
$$\operatorname{cosec} 30^\circ = \frac{1}{\sin 30^\circ} = 2, \quad \sec 30^\circ = \frac{1}{\cos 30^\circ} = \frac{2}{\sqrt{3}}$$

$$\cot 30^\circ = \frac{1}{\tan 30^\circ} = \sqrt{3}.$$

Similarly,

$$\sin 60^\circ = \frac{AD}{AB} = \frac{a\sqrt{3}}{2a} = \frac{\sqrt{3}}{2}, \quad \cos 60^\circ = \frac{1}{2}, \quad \tan 60^\circ = \sqrt{3},$$

$$\operatorname{cosec} 60^\circ = \frac{2}{\sqrt{3}}, \quad \sec 60^\circ = 2 \text{ and } \cot 60^\circ = \frac{1}{\sqrt{3}}.$$

Trigonometric Ratios of 0° and 90°

Let us see what happens to the trigonometric ratios of angle A, if it is made smaller and smaller in the right triangle ABC (see Fig. 8.16), till it becomes zero. As $\angle A$ gets smaller and smaller, the length of the side BC decreases. The point C gets closer to point B, and finally when $\angle A$ becomes very close to 0° , AC becomes almost the same as AB (see Fig. 8.17).

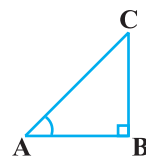


Fig. 8.16

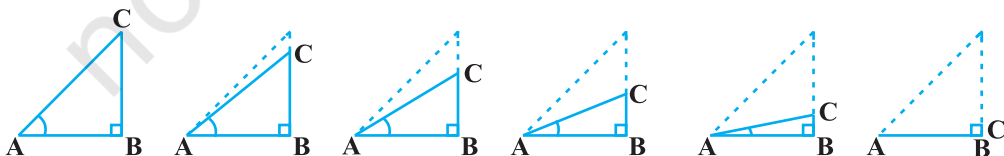


Fig. 8.17

When $\angle A$ is very close to 0° , BC gets very close to 0 and so the value of $\sin A = \frac{BC}{AC}$ is very close to 0. Also, when $\angle A$ is very close to 0° , AC is nearly the same as AB and so the value of $\cos A = \frac{AB}{AC}$ is very close to 1.

This helps us to see how we can define the values of $\sin A$ and $\cos A$ when $A = 0^\circ$. We define : **$\sin 0^\circ = 0$ and $\cos 0^\circ = 1$.**

Using these, we have :

$$\tan 0^\circ = \frac{\sin 0^\circ}{\cos 0^\circ} = 0, \cot 0^\circ = \frac{1}{\tan 0^\circ}, \text{ which is not defined. (Why?)}$$

$$\sec 0^\circ = \frac{1}{\cos 0^\circ} = 1 \text{ and } \operatorname{cosec} 0^\circ = \frac{1}{\sin 0^\circ}, \text{ which is again not defined. (Why?)}$$

Now, let us see what happens to the trigonometric ratios of $\angle A$, when it is made larger and larger in $\triangle ABC$ till it becomes 90° . As $\angle A$ gets larger and larger, $\angle C$ gets smaller and smaller. Therefore, as in the case above, the length of the side AB goes on decreasing. The point A gets closer to point B . Finally when $\angle A$ is very close to 90° , $\angle C$ becomes very close to 0° and the side AC almost coincides with side BC (see Fig. 8.18).

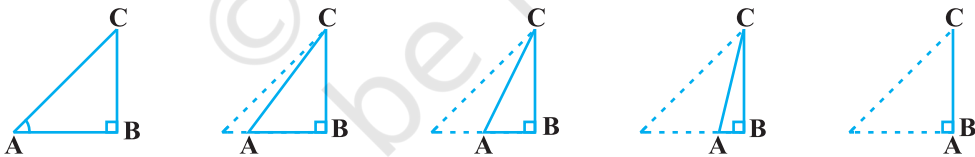


Fig. 8.18

When $\angle C$ is very close to 0° , $\angle A$ is very close to 90° , side AC is nearly the same as side BC , and so $\sin A$ is very close to 1. Also when $\angle A$ is very close to 90° , $\angle C$ is very close to 0° , and the side AB is nearly zero, so $\cos A$ is very close to 0.

So, we define : **$\sin 90^\circ = 1$ and $\cos 90^\circ = 0$.**

Now, why don't you find the other trigonometric ratios of 90° ?

We shall now give the values of all the trigonometric ratios of $0^\circ, 30^\circ, 45^\circ, 60^\circ$ and 90° in Table 8.1, for ready reference.

Table 8.1

$\angle A$	0°	30°	45°	60°	90°
sin A	0	$\frac{1}{2}$	$\frac{1}{\sqrt{2}}$	$\frac{\sqrt{3}}{2}$	1
cos A	1	$\frac{\sqrt{3}}{2}$	$\frac{1}{\sqrt{2}}$	$\frac{1}{2}$	0
tan A	0	$\frac{1}{\sqrt{3}}$	1	$\sqrt{3}$	Not defined
cosec A	Not defined	2	$\sqrt{2}$	$\frac{2}{\sqrt{3}}$	1
sec A	1	$\frac{2}{\sqrt{3}}$	$\sqrt{2}$	2	Not defined
cot A	Not defined	$\sqrt{3}$	1	$\frac{1}{\sqrt{3}}$	0

Remark : From the table above you can observe that as $\angle A$ increases from 0° to 90° , sin A increases from 0 to 1 and cos A decreases from 1 to 0.

Let us illustrate the use of the values in the table above through some examples.

Example 6 : In ΔABC , right-angled at B, $AB = 5$ cm and $\angle ACB = 30^\circ$ (see Fig. 8.19). Determine the lengths of the sides BC and AC.

Solution : To find the length of the side BC, we will choose the trigonometric ratio involving BC and the given side AB. Since BC is the side adjacent to angle C and AB is the side opposite to angle C, therefore

$$\frac{AB}{BC} = \tan C$$

i.e.,
$$\frac{5}{BC} = \tan 30^\circ = \frac{1}{\sqrt{3}}$$

which gives

$$BC = 5\sqrt{3} \text{ cm}$$

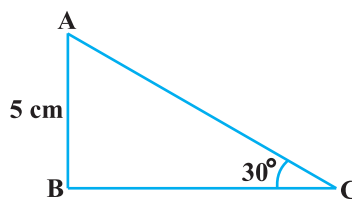


Fig. 8.19

To find the length of the side AC, we consider

$$\sin 30^\circ = \frac{AB}{AC} \quad (\text{Why?})$$

$$\text{i.e.,} \quad \frac{1}{2} = \frac{5}{AC}$$

$$\text{i.e.,} \quad AC = 10 \text{ cm}$$

Note that alternatively we could have used Pythagoras theorem to determine the third side in the example above,

$$\text{i.e.,} \quad AC = \sqrt{AB^2 + BC^2} = \sqrt{5^2 + (5\sqrt{3})^2} \text{ cm} = 10 \text{ cm.}$$

Example 7 : In ΔPQR , right-angled at Q (see Fig. 8.20), $PQ = 3 \text{ cm}$ and $PR = 6 \text{ cm}$. Determine $\angle QPR$ and $\angle PRQ$.

Solution : Given $PQ = 3 \text{ cm}$ and $PR = 6 \text{ cm}$.

Therefore,

$$\frac{PQ}{PR} = \sin R$$

or

$$\sin R = \frac{3}{6} = \frac{1}{2}$$

So,

$$\angle PRQ = 30^\circ$$

and therefore,

$$\angle QPR = 60^\circ. \quad (\text{Why?})$$

You may note that if one of the sides and any other part (either an acute angle or any side) of a right triangle is known, the remaining sides and angles of the triangle can be determined.

Example 8 : If $\sin(A - B) = \frac{1}{2}$, $\cos(A + B) = \frac{1}{2}$, $0^\circ < A + B \leq 90^\circ$, $A > B$, find A and B.

Solution : Since, $\sin(A - B) = \frac{1}{2}$, therefore, $A - B = 30^\circ$ (Why?) (1)

Also, since $\cos(A + B) = \frac{1}{2}$, therefore, $A + B = 60^\circ$ (Why?) (2)

Solving (1) and (2), we get : $A = 45^\circ$ and $B = 15^\circ$.

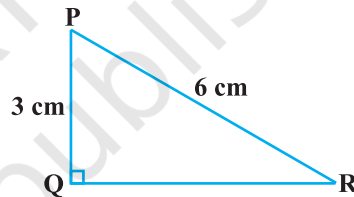


Fig. 8.20

EXERCISE 8.2

1. Evaluate the following :

(i) $\sin 60^\circ \cos 30^\circ + \sin 30^\circ \cos 60^\circ$

(ii) $2 \tan^2 45^\circ + \cos^2 30^\circ - \sin^2 60^\circ$

(iii) $\frac{\cos 45^\circ}{\sec 30^\circ + \operatorname{cosec} 30^\circ}$

(iv) $\frac{\sin 30^\circ + \tan 45^\circ - \operatorname{cosec} 60^\circ}{\sec 30^\circ + \cos 60^\circ + \cot 45^\circ}$

(v) $\frac{5 \cos^2 60^\circ + 4 \sec^2 30^\circ - \tan^2 45^\circ}{\sin^2 30^\circ + \cos^2 30^\circ}$

2. Choose the correct option and justify your choice :

(i) $\frac{2 \tan 30^\circ}{1 + \tan^2 30^\circ} =$

(A) $\sin 60^\circ$

(B) $\cos 60^\circ$

(C) $\tan 60^\circ$

(D) $\sin 30^\circ$

(ii) $\frac{1 - \tan^2 45^\circ}{1 + \tan^2 45^\circ} =$

(A) $\tan 90^\circ$

(B) 1

(C) $\sin 45^\circ$

(D) 0

(iii) $\sin 2A = 2 \sin A$ is true when $A =$

(A) 0°

(B) 30°

(C) 45°

(D) 60°

(iv) $\frac{2 \tan 30^\circ}{1 - \tan^2 30^\circ} =$

(A) $\cos 60^\circ$

(B) $\sin 60^\circ$

(C) $\tan 60^\circ$

(D) $\sin 30^\circ$

3. If $\tan(A + B) = \sqrt{3}$ and $\tan(A - B) = \frac{1}{\sqrt{3}}$; $0^\circ < A + B \leq 90^\circ$; $A > B$, find A and B .

4. State whether the following are true or false. Justify your answer.

(i) $\sin(A + B) = \sin A + \sin B$.

(ii) The value of $\sin \theta$ increases as θ increases.

(iii) The value of $\cos \theta$ increases as θ increases.

(iv) $\sin \theta = \cos \theta$ for all values of θ .

(v) $\cot A$ is not defined for $A = 0^\circ$.

8.4 Trigonometric Ratios of Complementary Angles

Recall that two angles are said to be complementary if their sum equals 90° . In $\triangle ABC$, right-angled at B , do you see any pair of complementary angles? (See Fig. 8.21)

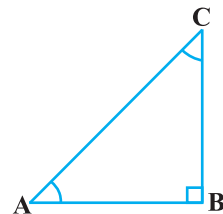


Fig. 8.21

Since $\angle A + \angle C = 90^\circ$, they form such a pair. We have:

$$\left. \begin{array}{lll} \sin A = \frac{BC}{AC} & \cos A = \frac{AB}{AC} & \tan A = \frac{BC}{AB} \\ \operatorname{cosec} A = \frac{AC}{BC} & \sec A = \frac{AC}{AB} & \cot A = \frac{AB}{BC} \end{array} \right\} \quad (1)$$

Now let us write the trigonometric ratios for $\angle C = 90^\circ - \angle A$.

For convenience, we shall write $90^\circ - A$ instead of $90^\circ - \angle A$.

What would be the side opposite and the side adjacent to the angle $90^\circ - A$?

You will find that AB is the side opposite and BC is the side adjacent to the angle $90^\circ - A$. Therefore,

$$\left. \begin{array}{lll} \sin (90^\circ - A) = \frac{AB}{AC}, & \cos (90^\circ - A) = \frac{BC}{AC}, & \tan (90^\circ - A) = \frac{AB}{BC} \\ \operatorname{cosec} (90^\circ - A) = \frac{AC}{AB}, & \sec (90^\circ - A) = \frac{AC}{BC}, & \cot (90^\circ - A) = \frac{BC}{AB} \end{array} \right\} \quad (2)$$

Now, compare the ratios in (1) and (2). Observe that :

$$\sin (90^\circ - A) = \frac{AB}{AC} = \cos A \text{ and } \cos (90^\circ - A) = \frac{BC}{AC} = \sin A$$

Also, $\tan (90^\circ - A) = \frac{AB}{BC} = \cot A, \quad \cot (90^\circ - A) = \frac{BC}{AB} = \tan A$

$$\sec (90^\circ - A) = \frac{AC}{BC} = \operatorname{cosec} A, \quad \operatorname{cosec} (90^\circ - A) = \frac{AC}{AB} = \sec A$$

$$\begin{array}{ll} \text{So, } \sin (90^\circ - A) = \cos A, & \cos (90^\circ - A) = \sin A, \\ \tan (90^\circ - A) = \cot A, & \cot (90^\circ - A) = \tan A, \\ \sec (90^\circ - A) = \operatorname{cosec} A, & \operatorname{cosec} (90^\circ - A) = \sec A, \end{array}$$

for all values of angle A lying between 0° and 90° . Check whether this holds for $A = 0^\circ$ or $A = 90^\circ$.

Note : $\tan 0^\circ = 0 = \cot 90^\circ$, $\sec 0^\circ = 1 = \operatorname{cosec} 90^\circ$ and $\sec 90^\circ$, $\operatorname{cosec} 0^\circ$, $\tan 90^\circ$ and $\cot 0^\circ$ are not defined.

Now, let us consider some examples.

Example 9 : Evaluate $\frac{\tan 65^\circ}{\cot 25^\circ}$.

Solution : We know : $\cot A = \tan (90^\circ - A)$

So, $\cot 25^\circ = \tan (90^\circ - 25^\circ) = \tan 65^\circ$

i.e., $\frac{\tan 65^\circ}{\cot 25^\circ} = \frac{\tan 65^\circ}{\tan 65^\circ} = 1$

Example 10 : If $\sin 3A = \cos (A - 26^\circ)$, where $3A$ is an acute angle, find the value of A .

Solution : We are given that $\sin 3A = \cos (A - 26^\circ)$. (1)

Since $\sin 3A = \cos (90^\circ - 3A)$, we can write (1) as

$$\cos (90^\circ - 3A) = \cos (A - 26^\circ)$$

Since $90^\circ - 3A$ and $A - 26^\circ$ are both acute angles, therefore,

$$90^\circ - 3A = A - 26^\circ$$

which gives $A = 29^\circ$

Example 11 : Express $\cot 85^\circ + \cos 75^\circ$ in terms of trigonometric ratios of angles between 0° and 45° .

Solution : $\cot 85^\circ + \cos 75^\circ = \cot (90^\circ - 5^\circ) + \cos (90^\circ - 15^\circ)$
 $= \tan 5^\circ + \sin 15^\circ$

EXERCISE 8.3

1. Evaluate :

$$(i) \frac{\sin 18^\circ}{\cos 72^\circ} \quad (ii) \frac{\tan 26^\circ}{\cot 64^\circ} \quad (iii) \cos 48^\circ - \sin 42^\circ \quad (iv) \operatorname{cosec} 31^\circ - \sec 59^\circ$$

2. Show that :

$$(i) \tan 48^\circ \tan 23^\circ \tan 42^\circ \tan 67^\circ = 1$$

$$(ii) \cos 38^\circ \cos 52^\circ - \sin 38^\circ \sin 52^\circ = 0$$

3. If $\tan 2A = \cot (A - 18^\circ)$, where $2A$ is an acute angle, find the value of A .

4. If $\tan A = \cot B$, prove that $A + B = 90^\circ$.

5. If $\sec 4A = \operatorname{cosec} (A - 20^\circ)$, where $4A$ is an acute angle, find the value of A .

6. If A, B and C are interior angles of a triangle ABC, then show that

$$\sin\left(\frac{B + C}{2}\right) = \cos \frac{A}{2}.$$

7. Express $\sin 67^\circ + \cos 75^\circ$ in terms of trigonometric ratios of angles between 0° and 45° .

8.5 Trigonometric Identities

You may recall that an equation is called an identity when it is true for all values of the variables involved. Similarly, an equation involving trigonometric ratios of an angle is called a **trigonometric identity**, if it is true for all values of the angle(s) involved.

In this section, we will prove one trigonometric identity, and use it further to prove other useful trigonometric identities.

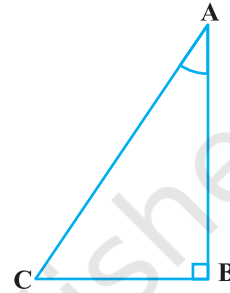


Fig. 8.22

In ΔABC , right-angled at B (see Fig. 8.22), we have:

$$AB^2 + BC^2 = AC^2 \quad (1)$$

Dividing each term of (1) by AC^2 , we get

$$\frac{AB^2}{AC^2} + \frac{BC^2}{AC^2} = \frac{AC^2}{AC^2}$$

i.e.,
$$\left(\frac{AB}{AC}\right)^2 + \left(\frac{BC}{AC}\right)^2 = \left(\frac{AC}{AC}\right)^2$$

i.e.,
$$(\cos A)^2 + (\sin A)^2 = 1$$

i.e.,
$$\cos^2 A + \sin^2 A = 1 \quad (2)$$

This is true for all A such that $0^\circ \leq A \leq 90^\circ$. So, this is a trigonometric identity.

Let us now divide (1) by AB^2 . We get

$$\frac{AB^2}{AB^2} + \frac{BC^2}{AB^2} = \frac{AC^2}{AB^2}$$

or,
$$\left(\frac{AB}{AB}\right)^2 + \left(\frac{BC}{AB}\right)^2 = \left(\frac{AC}{AB}\right)^2$$

i.e.,
$$1 + \tan^2 A = \sec^2 A \quad (3)$$

Is this equation true for $A = 0^\circ$? Yes, it is. What about $A = 90^\circ$? Well, $\tan A$ and $\sec A$ are not defined for $A = 90^\circ$. So, (3) is true for all A such that $0^\circ \leq A < 90^\circ$.

Let us see what we get on dividing (1) by BC^2 . We get

$$\frac{AB^2}{BC^2} + \frac{BC^2}{BC^2} = \frac{AC^2}{BC^2}$$

i.e.,
$$\left(\frac{AB}{BC}\right)^2 + \left(\frac{BC}{BC}\right)^2 = \left(\frac{AC}{BC}\right)^2$$

i.e.,
$$\cot^2 A + 1 = \operatorname{cosec}^2 A \quad (4)$$

Note that $\operatorname{cosec} A$ and $\cot A$ are not defined for $A = 0^\circ$. Therefore (4) is true for all A such that $0^\circ < A \leq 90^\circ$.

Using these identities, we can express each trigonometric ratio in terms of other trigonometric ratios, i.e., if any one of the ratios is known, we can also determine the values of other trigonometric ratios.

Let us see how we can do this using these identities. Suppose we know that

$$\tan A = \frac{1}{\sqrt{3}}. \text{ Then, } \cot A = \sqrt{3}.$$

$$\text{Since, } \sec^2 A = 1 + \tan^2 A = 1 + \frac{1}{3} = \frac{4}{3}, \quad \sec A = \frac{2}{\sqrt{3}}, \text{ and } \cos A = \frac{\sqrt{3}}{2}.$$

$$\text{Again, } \sin A = \sqrt{1 - \cos^2 A} = \sqrt{1 - \frac{3}{4}} = \frac{1}{2}. \text{ Therefore, } \operatorname{cosec} A = 2.$$

Example 12 : Express the ratios $\cos A$, $\tan A$ and $\sec A$ in terms of $\sin A$.

Solution : Since $\cos^2 A + \sin^2 A = 1$, therefore,

$$\cos^2 A = 1 - \sin^2 A, \text{ i.e., } \cos A = \pm \sqrt{1 - \sin^2 A}$$

This gives
$$\cos A = \sqrt{1 - \sin^2 A} \quad (\text{Why?})$$

Hence,
$$\tan A = \frac{\sin A}{\cos A} = \frac{\sin A}{\sqrt{1 - \sin^2 A}} \text{ and } \sec A = \frac{1}{\cos A} = \frac{1}{\sqrt{1 - \sin^2 A}}$$

Example 13 : Prove that $\sec A (1 - \sin A)(\sec A + \tan A) = 1$.

Solution :

$$\begin{aligned} \text{LHS} &= \sec A (1 - \sin A)(\sec A + \tan A) = \left(\frac{1}{\cos A}\right)(1 - \sin A)\left(\frac{1}{\cos A} + \frac{\sin A}{\cos A}\right) \\ &= \frac{(1 - \sin A)(1 + \sin A)}{\cos^2 A} = \frac{1 - \sin^2 A}{\cos^2 A} \\ &= \frac{\cos^2 A}{\cos^2 A} = 1 = \text{RHS} \end{aligned}$$

Example 14 : Prove that $\frac{\cot A - \cos A}{\cot A + \cos A} = \frac{\operatorname{cosec} A - 1}{\operatorname{cosec} A + 1}$

$$\begin{aligned} \text{Solution : LHS} &= \frac{\cot A - \cos A}{\cot A + \cos A} = \frac{\frac{\cos A}{\sin A} - \cos A}{\frac{\cos A}{\sin A} + \cos A} \\ &= \frac{\cos A \left(\frac{1}{\sin A} - 1\right)}{\cos A \left(\frac{1}{\sin A} + 1\right)} = \frac{\left(\frac{1}{\sin A} - 1\right)}{\left(\frac{1}{\sin A} + 1\right)} = \frac{\operatorname{cosec} A - 1}{\operatorname{cosec} A + 1} = \text{RHS} \end{aligned}$$

Example 15 : Prove that $\frac{\sin \theta - \cos \theta + 1}{\sin \theta + \cos \theta - 1} = \frac{1}{\sec \theta - \tan \theta}$, using the identity

$$\sec^2 \theta = 1 + \tan^2 \theta.$$

Solution : Since we will apply the identity involving $\sec \theta$ and $\tan \theta$, let us first convert the LHS (of the identity we need to prove) in terms of $\sec \theta$ and $\tan \theta$ by dividing numerator and denominator by $\cos \theta$.

$$\begin{aligned} \text{LHS} &= \frac{\sin \theta - \cos \theta + 1}{\sin \theta + \cos \theta - 1} = \frac{\tan \theta - 1 + \sec \theta}{\tan \theta + 1 - \sec \theta} \\ &= \frac{(\tan \theta + \sec \theta) - 1}{(\tan \theta - \sec \theta) + 1} = \frac{\{(\tan \theta + \sec \theta) - 1\}(\tan \theta - \sec \theta)}{\{(\tan \theta - \sec \theta) + 1\}(\tan \theta - \sec \theta)} \end{aligned}$$

$$\begin{aligned}
 &= \frac{(\tan^2 \theta - \sec^2 \theta) - (\tan \theta - \sec \theta)}{\{\tan \theta - \sec \theta + 1\} (\tan \theta - \sec \theta)} \\
 &= \frac{-1 - \tan \theta + \sec \theta}{(\tan \theta - \sec \theta + 1) (\tan \theta - \sec \theta)} \\
 &= \frac{-1}{\tan \theta - \sec \theta} = \frac{1}{\sec \theta - \tan \theta},
 \end{aligned}$$

which is the RHS of the identity, we are required to prove.

EXERCISE 8.4

- Express the trigonometric ratios $\sin A$, $\sec A$ and $\tan A$ in terms of $\cot A$.
- Write all the other trigonometric ratios of $\angle A$ in terms of $\sec A$.
- Evaluate :

(i) $\frac{\sin^2 63^\circ + \sin^2 27^\circ}{\cos^2 17^\circ + \cos^2 73^\circ}$

(ii) $\sin 25^\circ \cos 65^\circ + \cos 25^\circ \sin 65^\circ$

- Choose the correct option. Justify your choice.

(i) $9 \sec^2 A - 9 \tan^2 A =$

- (A) 1 (B) 9 (C) 8 (D) 0

(ii) $(1 + \tan \theta + \sec \theta) (1 + \cot \theta - \operatorname{cosec} \theta) =$

- (A) 0 (B) 1 (C) 2 (D) -1

(iii) $(\sec A + \tan A) (1 - \sin A) =$

- (A) $\sec A$ (B) $\sin A$ (C) $\operatorname{cosec} A$ (D) $\cos A$

(iv) $\frac{1 + \tan^2 A}{1 + \cot^2 A} =$

- (A) $\sec^2 A$ (B) -1 (C) $\cot^2 A$ (D) $\tan^2 A$

- Prove the following identities, where the angles involved are acute angles for which the expressions are defined.

(i) $(\operatorname{cosec} \theta - \cot \theta)^2 = \frac{1 - \cos \theta}{1 + \cos \theta}$

(ii) $\frac{\cos A}{1 + \sin A} + \frac{1 + \sin A}{\cos A} = 2 \sec A$

$$(iii) \frac{\tan \theta}{1 - \cot \theta} + \frac{\cot \theta}{1 - \tan \theta} = 1 + \sec \theta \operatorname{cosec} \theta$$

[Hint : Write the expression in terms of $\sin \theta$ and $\cos \theta$]

$$(iv) \frac{1 + \sec A}{\sec A} = \frac{\sin^2 A}{1 - \cos A} \quad [\text{Hint : Simplify LHS and RHS separately}]$$

$$(v) \frac{\cos A - \sin A + 1}{\cos A + \sin A - 1} = \operatorname{cosec} A + \cot A, \text{ using the identity } \operatorname{cosec}^2 A = 1 + \cot^2 A.$$

$$(vi) \sqrt{\frac{1 + \sin A}{1 - \sin A}} = \sec A + \tan A \quad (vii) \frac{\sin \theta - 2 \sin^3 \theta}{2 \cos^3 \theta - \cos \theta} = \tan \theta$$

$$(viii) (\sin A + \operatorname{cosec} A)^2 + (\cos A + \sec A)^2 = 7 + \tan^2 A + \cot^2 A$$

$$(ix) (\operatorname{cosec} A - \sin A)(\sec A - \cos A) = \frac{1}{\tan A + \cot A}$$

[Hint : Simplify LHS and RHS separately]

$$(x) \left(\frac{1 + \tan^2 A}{1 + \cot^2 A} \right) = \left(\frac{1 - \tan A}{1 - \cot A} \right)^2 = \tan^2 A$$

8.6 Summary

In this chapter, you have studied the following points :

1. In a right triangle ABC, right-angled at B,

$$\sin A = \frac{\text{side opposite to angle } A}{\text{hypotenuse}}, \quad \cos A = \frac{\text{side adjacent to angle } A}{\text{hypotenuse}}$$

$$\tan A = \frac{\text{side opposite to angle } A}{\text{side adjacent to angle } A}$$

2. $\operatorname{cosec} A = \frac{1}{\sin A}$; $\sec A = \frac{1}{\cos A}$; $\tan A = \frac{1}{\cot A}$, $\tan A = \frac{\sin A}{\cos A}$.
3. If one of the trigonometric ratios of an acute angle is known, the remaining trigonometric ratios of the angle can be easily determined.
4. The values of trigonometric ratios for angles 0° , 30° , 45° , 60° and 90° .
5. The value of $\sin A$ or $\cos A$ never exceeds 1, whereas the value of $\sec A$ or $\operatorname{cosec} A$ is always greater than or equal to 1.
6. $\sin(90^\circ - A) = \cos A$, $\cos(90^\circ - A) = \sin A$;
 $\tan(90^\circ - A) = \cot A$, $\cot(90^\circ - A) = \tan A$;
 $\sec(90^\circ - A) = \operatorname{cosec} A$, $\operatorname{cosec}(90^\circ - A) = \sec A$.
7. $\sin^2 A + \cos^2 A = 1$,
 $\sec^2 A - \tan^2 A = 1$ for $0^\circ \leq A < 90^\circ$,
 $\operatorname{cosec}^2 A = 1 + \cot^2 A$ for $0^\circ < A \leq 90^\circ$.