



Chapter 7

Project

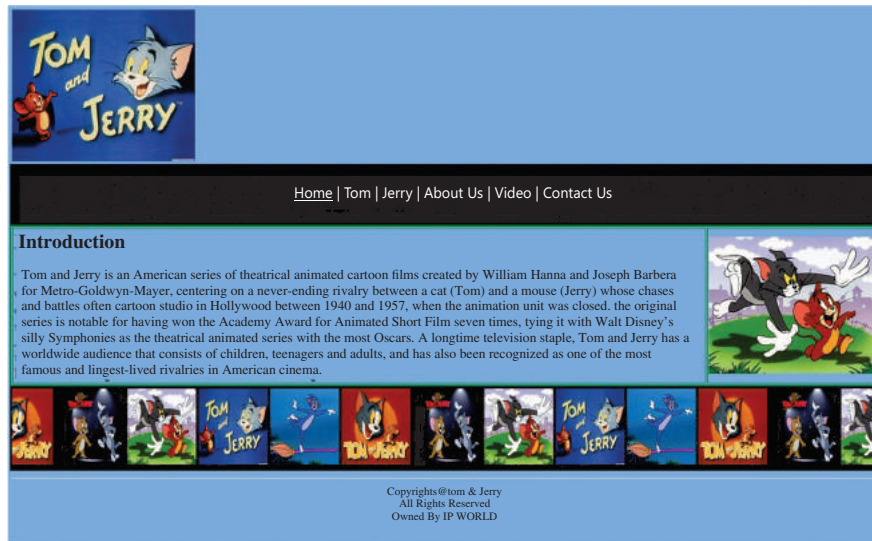
Once you have understood all the tags of HTML and the basics of GIMP, you are ready to make web applications. The following specifications must be considered while developing a web site:

1. Identify the problem.
2. Once you have analyzed the problem, you will have a clear idea about the web pages to be created.
3. When designing your site, pay attention to layout, typography and images.
4. Always use standard Font styles in your web site so that all the browsers should support them.
5. Site should exhibit strong design, user-friendly navigation, clear and consistent layout, and professional appearance.
6. Your site should exhibit proper use of background and font colours.
7. Website must include at least one image , it can be a scanned photo, a digital photograph, or a graphic/artwork created by you.
8. You may use other images, but they must not violate copyright laws.
9. All images must have alt tags, be well placed, and working correctly.
10. Each page must have an appropriate title.
11. Each page must have a consistent navigation menu containing functional links to all other main pages
12. Visit every page and check to make sure all links work correctly.
13. Test your site behaviour across multiple browsers (e.g. Internet Explorer, Firefox, Safari, etc.) and different operating systems (e.g. Windows, iOS).

After following all the instruction now you are ready to publish your website on web server.

SAMPLE CASE STUDIES

1. Develop a website of your favourite cartoon character. The Home page should consists of the information of the character. It should also offer link to other web pages and each of these web pages should contain a link to home page and to the various html pages required in your site. Use Gimp software to give various effects to the images to be included in the website.



```
<html>
  <head>
    <title>:::Tom $ Jerry:::</title>
  </head>
  <body bgcolor=#7aafef alink="green" vlink="white" link="red">
    <center><embed src="audio.mp3" autostart="true" height=1 width=1 ></center></embed>
    <font face="trebuchet ms" size=8 color="black"><i>Tom $ Jerry</i></font>
    <center><font face="trebuchet ms" size=4 color="white"><a href="1.htm" >Home</a> | Tom | Jerry | About Us | <a href="3.htm" >Video</a> | <a href="2.htm">Contact Us</a></font></center>
    <font face="tr ebuchet ms" size=4 color="black"><h2>Introduction</h2>
```

Tom and Jerry is an American series of theatrical animated cartoon films created by William Hanna and Joseph Barbera for Metro-Goldwyn-Mayer, entering on a never-ending rivalry between a cat (Tom) and a mouse (Jerry) whose chases and battles often involved comic violence. Hanna and Barbera ultimately wrote and directed one hundred and fourteen Tom and Jerry shorts at the MGM cartoon studio in Hollywood between 1940 and 1957,

when the animation unit was closed. The original series is notable for having won the Academy Award for Animated Short Film seven times, tying it with Walt Disney's Silly Symphonies as the theatrical animated series with the most Oscars. A longtime television staple, Tom and Jerry has a worldwide audience that consists of children, teenagers and adults, and has also been recognized as one of the most famous and

longest-lived rivalries in American cinema.

```

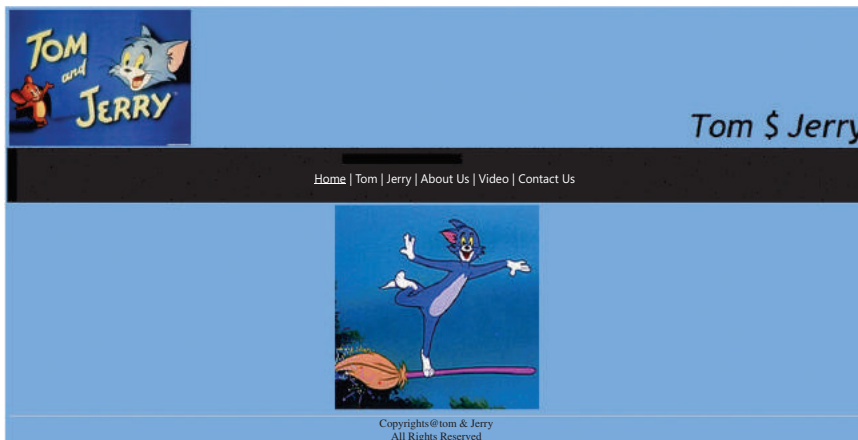
```

```
&nbsp;&nbsp;&nbsp;&nbsp;&nbsp;&nbsp;&nbsp;&nbsp;&nbsp;&nbsp;&nbsp;
```

```
<hr = 2><center><font face="trebuchet ms" size=2 color="black">Copyrights © Tom &
Jerry<br>All Rights Reserved<br>Owned By IP WORLD</center></font>
```

```
</body>
```

```
</html>
```



```
<html>
```

```
<head>
```

```
<title>:::Tom $ Jerry:::</title>
```

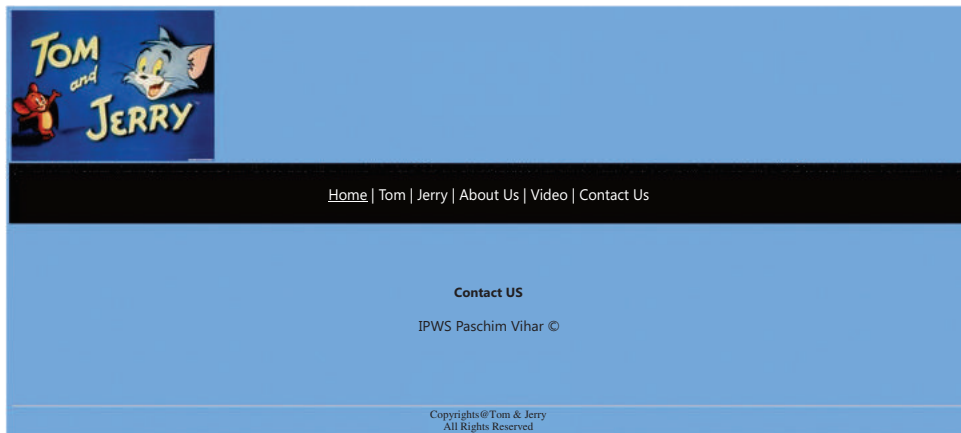
```
</head>
```

```
<body alink="white" vlink="white" link="white" bgcolor=#7aafef>
```

```


<font face="trebuchet ms" size=8 color="black"><i>Tom $ Jerry</i></font>
<center><font face="trebuchet ms" size=4 color="white"><a href="1.htm">Home</a> |
Tom | Jerry | About Us | <a href="3.htm">Video</a> | <a href="2.htm">Contact Us</
a></font></center>
<center><embed src="1.avi" height=300 width=300><hr = 2><center><font face="trebuchet
ms" size=2 color="black">Copyrights © Tom & Jerry<br>All Rights Reserved </center></
font>
</body>
</html>

```



```

<html>
<head>
<title>:::Tom $ Jerry:::</title>
</head>
<body alink="white" vlink="white" link="white" bgcolor=#7aafef>
</td><td align="right" valign="bottom"><font
face="trebuchet ms" size=8 color="black"><i>Tom $ Jerry</i></font>
<center><font face="trebuchet ms" size=4 color="white"><a href="1.htm">Home</
a> | Tom | Jerry | About Us | <a href="3.htm">Video</a> | <a href="2.htm">Contact
Us</a></font></center></td></tr></table><center><br><br><br><br><center><font
face="trebuchet ms" size=4 color=#000000><b>Contact Us<br><br>IPWS Paschim Vihar
&copy;</b></font><br><br>
<center><hr = 2><font face="trebuchet ms" size=2 color="black">Copyrights © Tom &
Jerry<br>All Rights Reserved </center></font>

```


Kishore Kumar (4 August 1929 – 13 October 1987), born Abhas Kumar Ganguly was a popular Indian film playback singer. He is also known as an actor, lyricist, composer, producer, director, screenwriter and scriptwriter. Kishore Kumar sang in many Indian languages including Bengali, Hindi, Marathi, Assamese, Gujarati, Kannada, Bhojpuri, Malayalam and Oriya. He won 8 Filmfare Awards for Best Male Playback Singer and holds the record for most number of Filmfare Awards won in that category. He was awarded the "Lata Mangeshkar Award" by the Madhya Pradesh government and from that year onwards, the Madhya Pradesh Government initiated a new award called the "Kishore Kumar Award" for contributions to Hindi cinema.

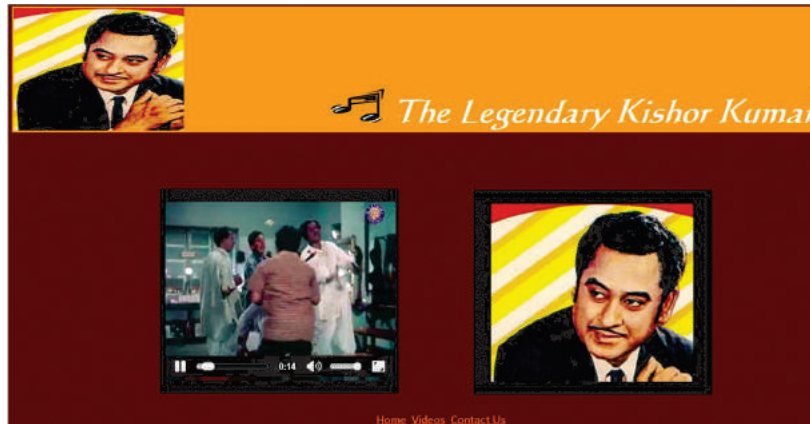
After Ashok Kumar became a big star in Hindi films, the Ganguly family used to visit Bombay regularly. Kishore Kumar's first film as an actor was Shikari (1946), in which Ashok Kumar played the lead role. Music director Khemchand Prakash gave Kishore Kumar a chance to sing "Marne ki duayen kyon mangu" for the film Ziddi (1948). After this, Kishore Kumar got many other assignments, but he was not very serious about a film career. In 1949, he decided to settle in Mumbai. Kishore Kumar played hero in the Bombay Talkies film Andolan (1951), directed by Phani Majumdar. Although Kishore Kumar got some assignments as an actor with help of his brother, he was more interested in becoming a singer.

<marquee height=135 width=100% bgcolor=#FCAC28 scrollamount="20"></marquee><table bgcolor=#ffcf28 width=100%><tr><td align=center>

<center>Home|Videos|Contact Us</center></td></tr></table>

</body>

</html>



```

<html>
  <head>
    <title>Kishore Kumar::Videos</title>
  </head>
  <body bgcolor=#800000 link=#fcac28 alink=white vlink=#fcac28>
    <img src=main.jpg height=180 width=250 align= right><font face="Calligraph421 BT"
    color=#ffffff size=7><b><i><img src=9.jpg height=50 width=80> The Legendary Kishor
    Kumar<img src=10.jpg height=50 width=80><b><i></font><br><br><br><br><center>
    <embed src=Video1.mp4 height=300 width=350></center><center><embed src=Video2.
    mp4 height=300 width=350></center>
    <br>
    <center>
    <font face="calibri" size=4 color=#800000><a href=1.html >Home</a>|<a href=2.html
    >Videos</a>|<a href=3.html >Contact Us</a></font></center>
    <br>
    <br>
  </body>
</html>

```



```

<html>
  <head>
    <title>::KishorKumar::-Contact Us</title>
  </head>
  <body bgcolor=#800000 link=white alink=white vlink=white>
    <center><font face="bahaus 93" size=6 color="white"><b>Contact Us</b></font><font
    face="bahaus 93" size=5 color="white"><br>Phone No = 25261350, 42341083
    <br>Copyright &copy; All rights reserved<br>Owned by ABC WORLD, New Delhi</
    center><br><hr size=10 width=100% color=#fcac28><center><font face="trebuchet ms"
    size=2 color=#ff0000><b>Copyright &copy; Old Singers Collection<br>Owned by ABC
    WORLD</b></font></center>
  </body>
</html>

```

3. Create a Website for the food point displaying information about nutritious food items. The Home page should consist of the information of the food items available in the food point. It should also offer link to the other web pages and each of these web pages should contain a link to home page and to the various html pages required in your site. Use Gimp software to give various effects to the images to be included in the website.




```

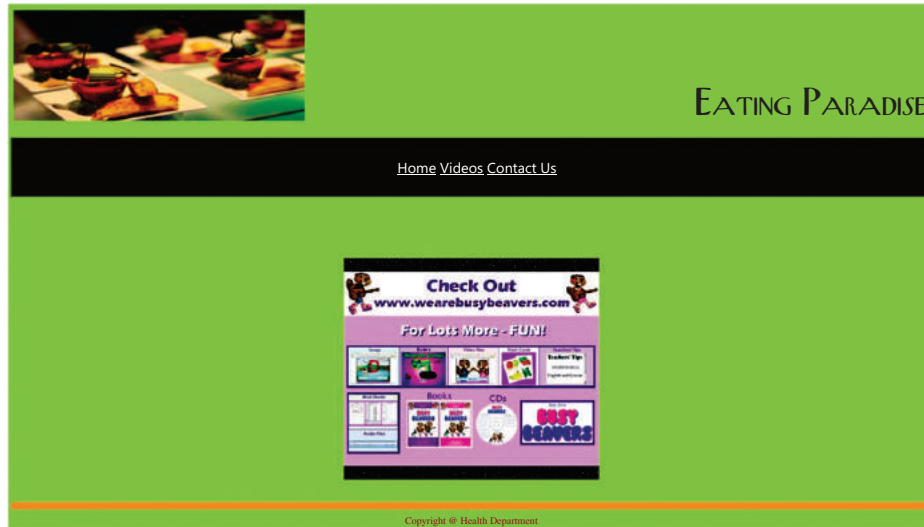
<html>
  <head>
    <title>::Healthy Food::</title>
  </head>
  <body bgcolor=#abe764 link=white alink=white vlink=white>
  <img src=16.jpg height=150 width=400>
  <font face="Calligraph421 BT" size=12 color=#001e16>Eating Paradise
  </font>
  <br>
  <font face="calibri" size=4 color=#ffffff><center>
  <a href=1.html>Home</a> | <a href=2.html>Videos</a> | <a href=3.html>Contact Us</
  a></center></font><br><br>
  <font face="trebuchet ms" size=5 color=#002f00><h2>Introduction</h2></font><font
  face="Calligraph421 BT" size=4.5 color=#001e16>Food is any substance consumed to
  provide nutritional support for the body. It is usually of plant or animal origin, and
  contains essential nutrients, such as carbohydrates, fats, proteins, vitamins, or minerals.
  The substance is ingested by an organism and assimilated by the organism's cells in an
  effort to produce energy, maintain life, or stimulate growth. Historically, people secured
  food through two methods: hunting and gathering, and agriculture. Today, most of the
  food energy consumed by the world population is supplied by the food industry.</font>
  <img src=healthy-food-pic.jpg height=190 width=250>
  <br>
  <img src=vegetables_healthy_food.17114320.jpg height=190 width=250>
  <font face="Calligraph421 BT" size=4.5 color=#001e16><br><br>The term health food is
  generally is used to describe foods that are considered to be beneficial to health, beyond
  a normal healthy diet required for human nutrition. However, the term is not precisely
  defined by national regulatory agencies such as the U.S. Food and Drug Administration.
  "Health food" is sometimes used as an umbrella term encompassing natural foods, organic
  foods, whole foods, and sometimes dietary supplements. Such products are sold inhealth
  food stores or in the health/organic sections of supermarkets.</font>
  <br><marquee height=135 width=100% onmouseover="this.stop()" onmouseout="this.
  start()" bgcolor=#002f00 scrollamount="20"><img src=1.jpg height=130 width=130><img

```

```

src=2.jpg height=130 width=130><img src=3.jpg height=130 width=130><img
src=4.jpg height=130 width=130></marquee><br><hr size=10 width=100%
color=#fcac28><center><font face="trebuchet ms" size=2 color=#ff0000><b>Copyright
&copy; &#36;G &amp; &euro;V </b></font></center>
</body>
</html>

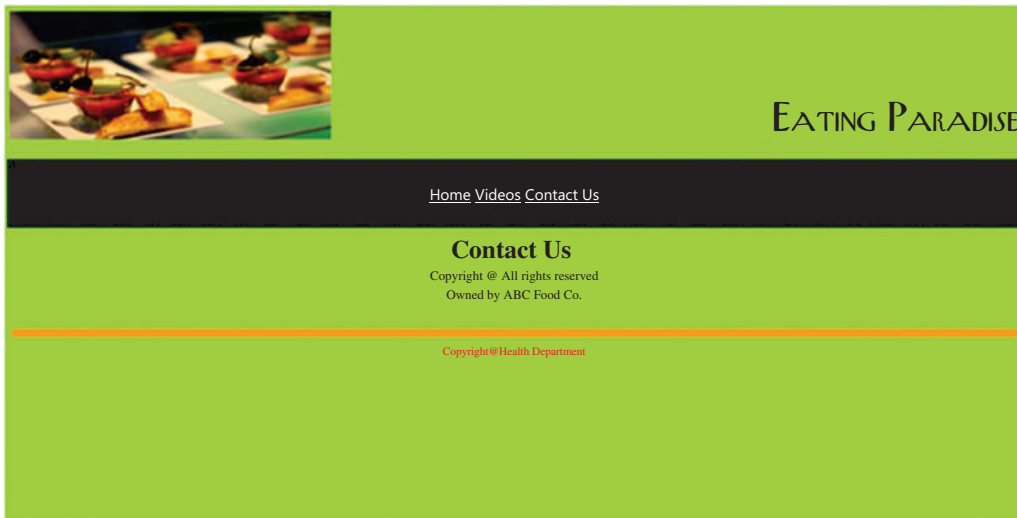
```



```

<html>
  <head>
    <title>::Healthy Food::-Videos</title>
  </head>
  <body bgcolor=#abe764 link=white alink=white vlink=white>
    <table width=100%><tr><td align=left valign=bottom><img src=16.jpg height=150
width=400></td><td align=right valign=bottom><font face="Calligraph421 BT" size=12
color=#001e16>Eating Paradise</font></td></tr></table><br><table bgcolor=#001e16
height=80 width=100%><tr><td><font face="calibri" size=4 color=#001e16><center><a
href=1.html>Home</a>|<a href=2.html>Videos</a>|<a href=3.html>Contact Us</
a></center></font></td></tr></table><br><br><br><br><table width=100%><tr
align=center><td align=center valign=middle width=100%><center><embed src=food.
mp4 height=300 width=350></center></td></tr></table><br><hr size=10 width=100%
color=#fcac28><center><font face="trebuchet ms" size=2 color=#ff0000><b>Copyright
&copy; Health Department<br></b></font></center>
  </body>
</html>

```



```

<html>
  <head>
    <title>::Healthy Food::-Contact Us</title>
  </head>
  <body bgcolor=#abe764 link=white alink=white vlink=white>
    <img src=16.jpg height=150 width=400 align=right ><font face="Calligraph421 BT"
    size=12 color=#001e16>Eating Paradise</font>
    <br>
    <font face="calibri" size=4 color=#001e16><center><a href=1.html>Home</a>|<a href=2.
    html>Videos</a>|<a href=3.html>Contact Us</a></center></font>
    <br><br><br><br><center><font face="bahaus 93" size=6 color=#000000><b>Contact
    Us</b></font>c <font face="bahaus 93" size=4 color="black"><br>Copyright &copy;
    All rights reserved<br>Owned by ABC Food Co.</center><br><hr size=10 width=100%
    color=#fcac28><center><font face="trebuchet ms" size=2 color=#ff0000><b>Copyright
    &copy; Health Department </b></font></center>
    </body>
</html>

```

4. Create a website depicting different festivals of India. The Home page should have links of all festivals of India . It should also offer link to the other web pages and each of these web pages should contain a link to home page and to the various html pages required in your site. Use Gimp software to give various effects to the images to be included in the website.



```

<html>
<head>
<title></title></head>
<body link = "blue" vlink = "purple" alink = "blue" border=1>
<img src = "r.gif" height = 50 width = 35% border = 2><font face = "trebuchet ms" color
= "maroon" size = 30><p align = "right"><i><u> Festivals Of India </u></i></font>
<br>
<font face = "trebuchet ms" color = "maroon" size = 4><p align = "center"> Home |
<a href = "2nd page.htm">Contact Us </a>| Types of Festivals | <a href = "Feedback.
htm">Feedback</a></font>
<hr>
<font face = "trebuchet ms" size = 3 color = "maroon">Photo Gallery </font>
<marquee scrollamount = 8 behavior = "scroll" loop = 100>
<img src = "b.jpg" height = 100 width = 100>
<img src = "c.jpg" height = 100 width = 100>
<img src = "e.jpg" height = 100 width = 100>
<img src = "f.jpg" height = 100 width = 100>
<img src = "g.png" height = 100 width = 100>

```


<p align = "justify"><i>Indian Festivals celebrated by varied cultures and through their special rituals add to the colours of Indian Heritage. Some festivals welcome the seasons of the year, the harvest, the rains, or the full moon. Others celebrate religious occasions, the birthdays of divine beings, saints, and gurus (revered teachers), or the advent of the New Year. A number of these festivals are common to most parts of India, however they are celebrated differently in different parts of the country.....</i>

</body>

</html>



<html><head><title></title></head>

<body link = "blue" vlink = "purple" alink = "blue">

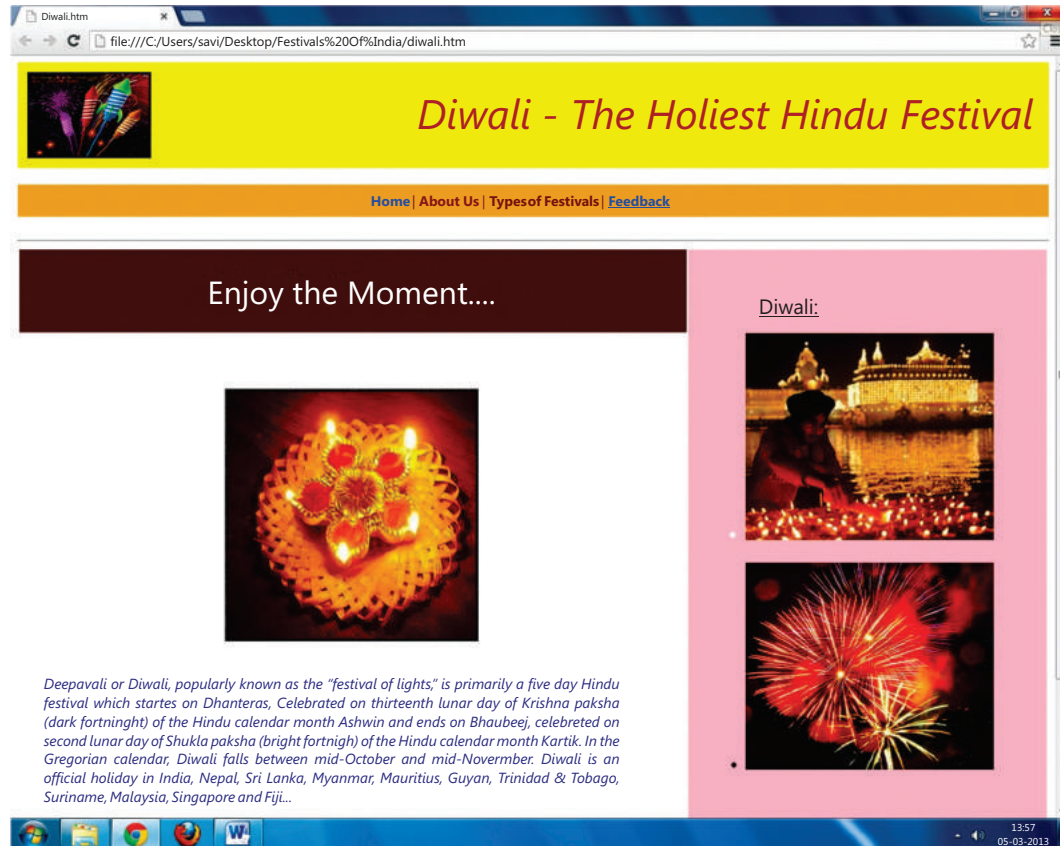
<p align = "right"><i>Festivals Of India</i>

<p align = "center"> Home | About Us | Types of Festivals | Feedback</td></tr></table>


```

<hr><p align="center"><font face = "trebuchet ms" size = 2 color = "black">
Home | Privacy Policy | Terms of Service | Feedback <br>
2010 &copy; Festivals Of India | All Rights Reserved
</font>
</body>
</html>

```



```

<html><head><title></title></head>
<body link = "blue" vlink = "purple" alink = "blue">
<table height = 100 width = 100% bgcolor = "Yellow" cellpadding = 10><tr><td width=35%
height=100><img src = "Diwali 3.jpg" height = 100 width = 35% border = 2></td><td
width = 90% height = 100 valign = "middle"><font face = "trebuchet ms" color = "maroon"
size = 30><p align = "right"><i>Diwali - The Holiest Hindu Festival</i></font></td></
tr></table>
<br>
<table width = 100% height = 35 bgcolor = "#F2AC28"><tr><td width = 100% height
= 35 valign = "middle"><font face = "trebuchet ms" color = "maroon" size = 4><p align

```




```
<html><head><title></title></head>
```

```
<body link = "blue" vlink = "purple" alink = "blue">
```

```
<table height = 100 width = 100% bgcolor = "Grey" cellpadding = 10><tr><td width=35%
height=100><img src = "Dusshera 4.gif" height = 100 width = 35% border = 2></td><td
width = 90% height = 100 valign = "middle"><font face = "trebuchet ms" color = "maroon"
size = 30><p align = "right"><i>Dussehra-Victory Over Evil!!!</i></font></td></tr></
table>
```

```
<br>
```

```
<table width = 100% height = 35 bgcolor = "#F2AC28"><tr><td width = 100% height
= 35 valign = "middle"><font face = "trebuchet ms" color = "maroon" size = 4><p align
= "center"><a href = "Main Page.htm"> Home </a>| About Us | Types of Festivals | <a
href="Feedback.htm">Feedback</a></font></td></tr></table>
```

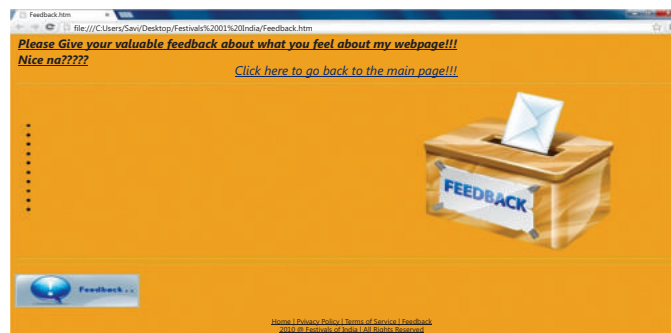
```
<br>
```



```

<li>
<br><br>
<li>
</font></ul>
<br><p align="center"><img src = "Holi 4.jpg" height = 300 width = 300 border = 3>
<br>
<br>
<font face = "trebuchet ms" color = "Blue" size = 4><p align = "justify"><i>Holi is a
religious spring festival celebrated by Hindus, as a festival of colours. It is primarily observed
in India and Nepal. It is observed by the minority Hindus in Bangladesh and Pakistan
as well in countries with large Indic diaspora populations following Hinduism, such as
Suriname, Malaysia, Guyana, South Africa, Trinidad and Tobago, the United Kingdom, the
United States, Mauritius, and Fiji. It is also known as Phagwah and Festival of Colours,
or as Doajatra in Odisha and Dol Jatra or Basantotsav in West Bengal and Assam..</i></
font>
<br>
</body>
</html>

```



```

<html><head><title></title></head>
<body link = "blue" vlink = "purple" alink = "blue" bgcolor="F2AC28">
<font face="Comic sans ms" size =5>
<i><u>Please Give your valuable feedback about what you feel about my webpage!!!<br>
Nice na?????<br>
<font face="comic sans ms" size=5><center>
<a href = "Main Page.htm">Click here to go back to the main page!!!</a>
</center></font>
<hr>
<ul type="disc">

```

```
<li>
<li>
<li>
<li>
<li>
</ul>
<img src = "v.png">
<hr><hr>
<p align="left">
<p align="center"><font face = "trebuchet ms" size = 2 color = "black">
Home | Privacy Policy | Terms of Service | Feedback <br>
2010 &copy; Festivals Of India | All Rights Reserved<br>
</font>
</body>
</html>
```