




0219CH05




Patterns


Binni and Ginni were going home. On the way, they saw some people making the pavement. The tiles used were of different colours and designs. This is what they saw.




On reaching home they saw their mother's sari hanging on a rope. It also had a nice design with different colours.



In the evening, they were playing in a park. They saw iron grills on the boundary wall.




Looking at the grills, Binni said — these same grills make a different pattern in our windows at home.



We see many such patterns around us – on tiles, clothes, *durries*.


 Bholu has eaten a part of the shawl of Binni's mother.

Look at the picture and help Binni in matching which piece is of the same pattern.

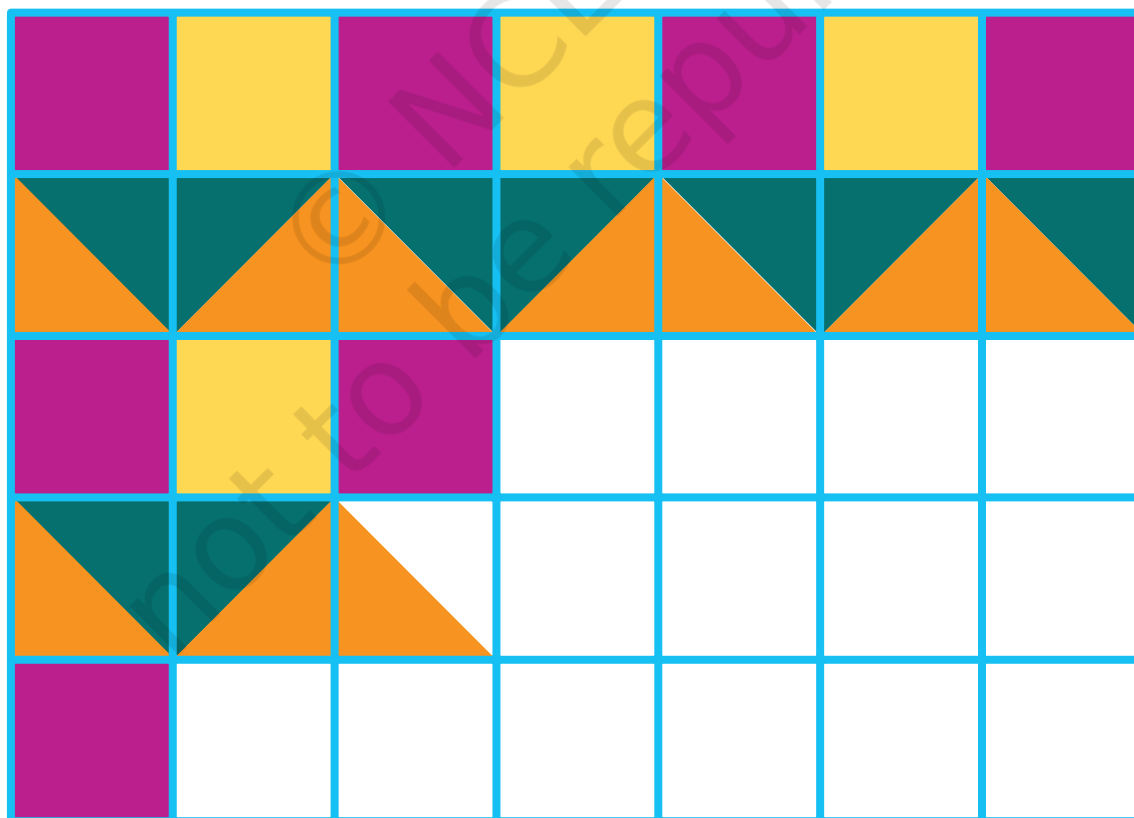


Madhav wants to make a pattern on a gate using ✦.

Can you guess which of these cannot be formed with this?






Fill up the blank boxes to complete the pattern.




Leafy Patterns

Using one leaf, we can make different patterns. See these five leafy patterns.



 Now you also make some patterns with  arrows in your notebook.

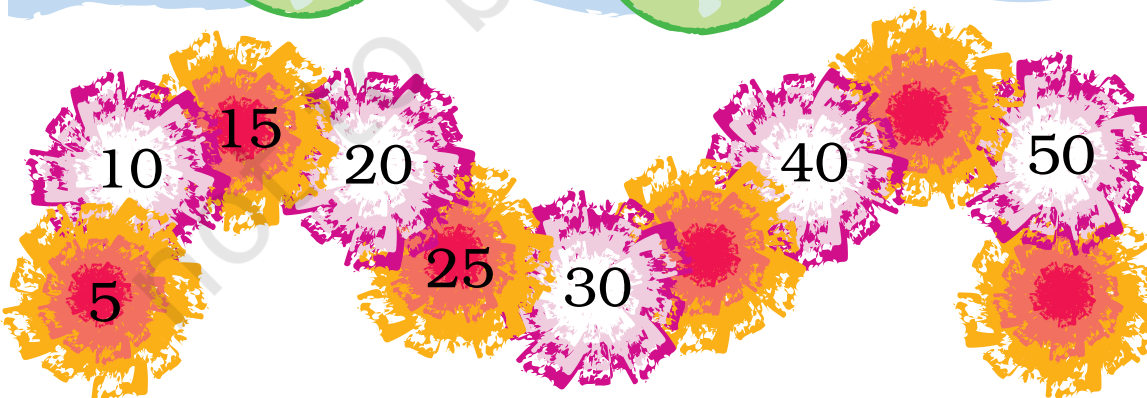
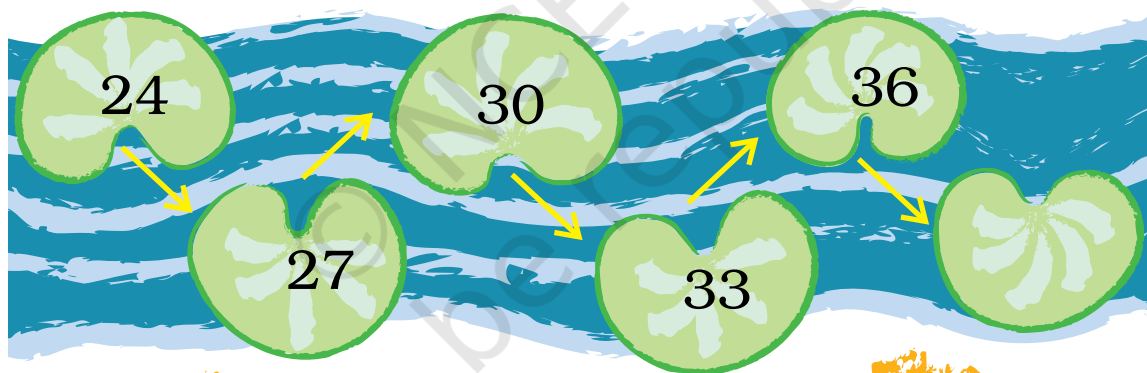
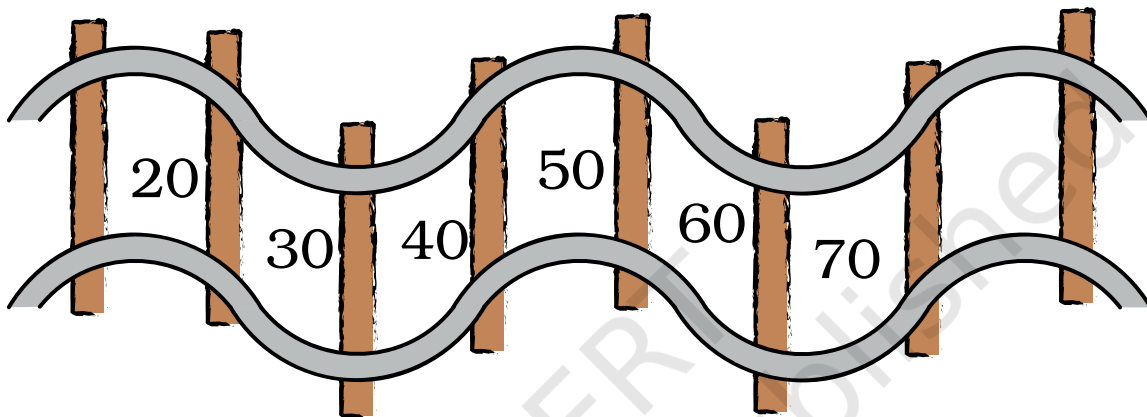
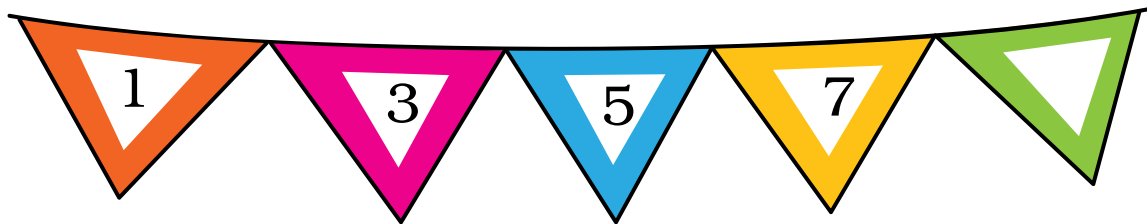
 Look at the patterns and fill up the boxes.



 Now, you also make patterns using different shapes and show them to your friends.

Number Patterns


Let us look at some patterns with numbers. Fill the number in the blank space of each pattern.



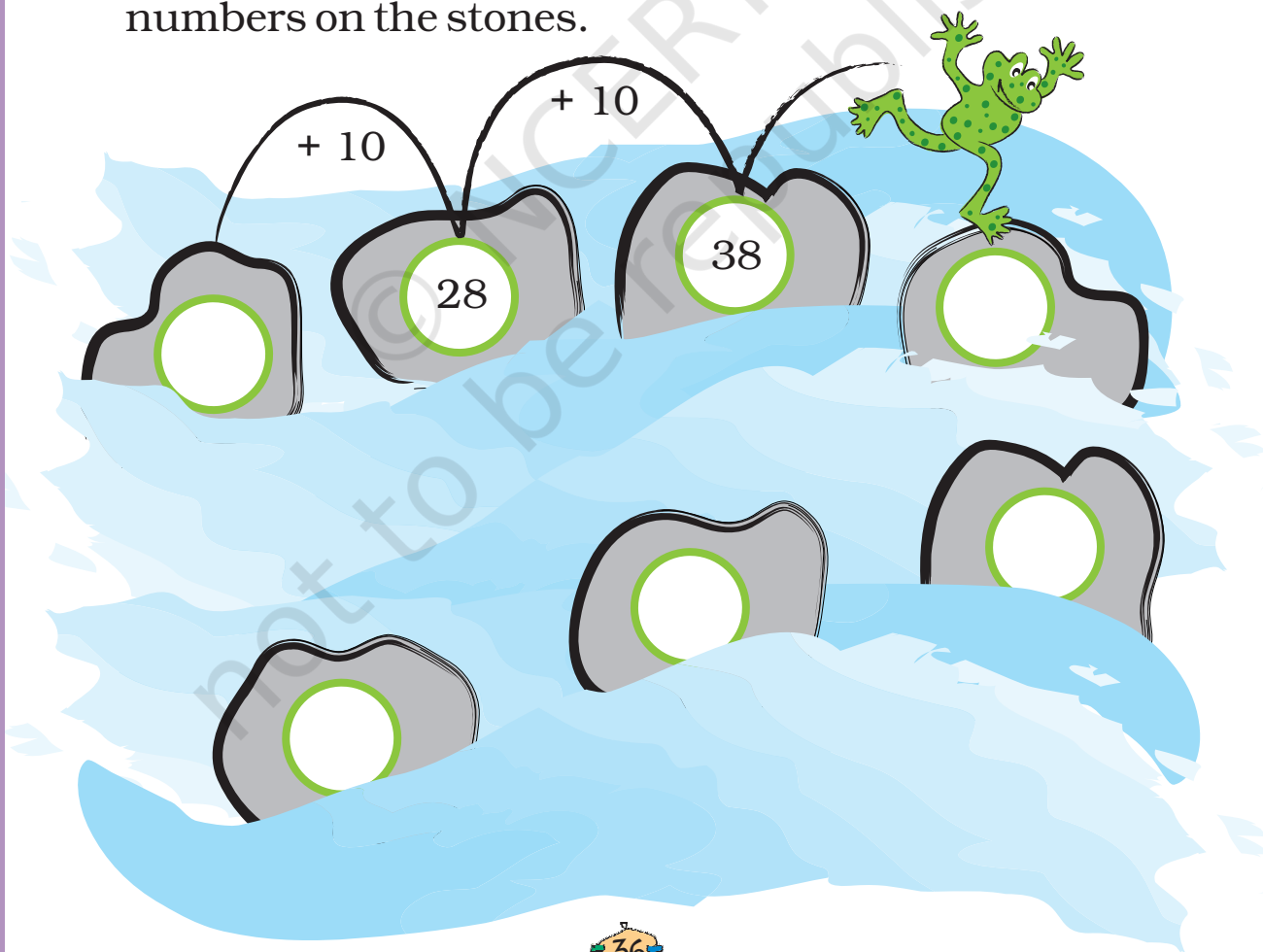
Encourage children to identify the patterns. Discuss with them various other possible number patterns.



- Titu frog jumps over two numbers and reaches the third number. Where will Titu go next? Make a ring on the other numbers.





- Titu jumps and gets on every 10th stone. Write the numbers on the stones.



Read and write what comes next:

AA	BB	CC					
AB	CD	EF					
DAY	NIGHT	DAY					
1	2	1	2				
87	88	89					
20	30	40					
19	29	39					
2	5	8					
15	20	25					
18	21	24					
52	54	56					
5P	6Q	7R					
85	75	65					
55	50	45					
20	19	18					
40	38	36					

Ketu has made some patterns by collecting leaves.



- Now, you also collect some leaves and arrange them in different patterns. Also draw patterns using matchsticks.



Teachers should encourage the children to clean their classrooms after the activity.