

Magnetism and Matter

Multiple Choice Questions (MCQs)

- Q. 1** A toroid of n turns, mean radius R and cross-sectional radius a carries current I . It is placed on a horizontal table taken as xy -plane. Its magnetic moment \mathbf{m}
- (a) is non-zero and points in the z -direction by symmetry
 - (b) points along the axis of the toroid ($\mathbf{m} = m \phi$)
 - (c) is zero, otherwise there would be a field falling as $\frac{1}{r^3}$ at large distances outside the toroid
 - (d) is pointing radially outwards

κ Thinking Process

Toroid is a hollow circular ring on which a large number of turns of a wire are closely wound. Thus, in such a case magnetic field is only confined inside the body of toroid.

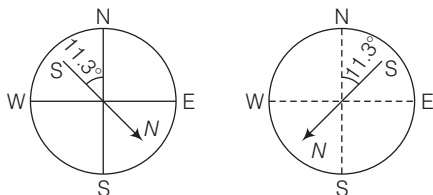
- Ans. (c)** In case of toroid, the magnetic field is only confined inside the body of toroid in the form of concentric magnetic lines of force and there is no magnetic field outside the body of toroid. This is because the loop encloses no current. Thus, the magnetic moment of toroid is zero.

In general, if we take r as a large distance outside the toroid, then $m \propto \frac{1}{r^3}$. But this case is not possible here.

- Q. 2** The magnetic field of the earth can be modelled by that of a point dipole placed at the centre of the earth. The dipole axis makes an angle of 11.3° with the axis of the earth. At Mumbai, declination is nearly zero. Then,
- (a) the declination varies between 11.3° W to 11.3° E
 - (b) the least declination is 0°
 - (c) the plane defined by dipole axis and the earth axis passes through Greenwich
 - (d) declination averaged over the earth must be always negative

- Ans. (a)** For the earth's magnetism, the magnetic field lines of the earth resemble that of a hypothetical magnetic dipole located at the centre of the earth.

The axis of the dipole does not coincide with the axis of rotation of the earth but is presently tilted by approximately 11.3° with respect to the later. This results into two situations as given in the figure ahead.



Hence, the declination varies between 11.3° W to 11.3° E.

Q. 3 In a permanent magnet at room temperature,

- magnetic moment of each molecule is zero
- the individual molecules have non-zero magnetic moment which are all perfectly aligned
- domains are partially aligned
- domains are all perfectly aligned

K Thinking Process

Permanent magnet at room temperature behave as a ferromagnetic substance for a long period of time.

Ans. (d) As we know a permanent magnet is a substance which at room temperature retain ferromagnetic property for a long period of time.

The individual atoms in a ferromagnetic material possess a dipole moment as in a paramagnetic material.

However, they interact with one another in such a way that they spontaneously align themselves in a common direction over a macroscopic volume called domain. Thus, we can say that in a permanent magnet at room temperature, domains are all perfectly aligned.

Q. 4 Consider the two idealised systems (i) a parallel plate capacitor with large plates and small separation and (ii) a long solenoid of length $L \gg R$, radius of cross-section. In (i) \mathbf{E} is ideally treated as a constant between plates and zero outside. In (ii) magnetic field is constant inside the solenoid and zero outside. These idealised assumptions, however, contradict fundamental laws as below

- case (i) contradicts Gauss' law for electrostatic fields
- case (ii) contradicts Gauss' law for magnetic fields
- case (i) agrees with $\oint \mathbf{E} \cdot d\mathbf{l} = 0$.
- case (ii) contradicts $\oint \mathbf{H} \cdot d\mathbf{l} = I_{en}$

K Thinking Process

The electric field lines, do not form a continuous closed path while the magnetic field lines form the closed paths.

Ans. (b) As Gauss' law states, $\oint_S \mathbf{E} \cdot d\mathbf{s} = \frac{q}{\epsilon_0}$ for electrostatic field. It does not contradict for electrostatic fields as the electric field lines do not form continuous closed path.

According to Gauss' law in magnetic field,

$$\oint_S \mathbf{E} \cdot d\mathbf{s} = 0$$

It contradicts for magnetic field, because there is a magnetic field inside the solenoid and no field outside the solenoid carrying current but the magnetic field lines form the closed path.

Q. 5 A paramagnetic sample shows a net magnetisation of 8 Am^{-1} when placed in an external magnetic field of 0.6 T at a temperature of 4 K . When the same sample is placed in an external magnetic field of 0.2 T at a temperature of 16 K , the magnetisation will be

- (a) $\frac{32}{3} \text{ Am}^{-1}$ (b) $\frac{2}{3} \text{ Am}^{-1}$ (c) 6 Am^{-1} (d) 2.4 Am^{-1}

✚ Thinking Process

From Curie law, we know that magnetisation is directly proportional to the magnetic field induction and inversely proportional to the temperature in kelvin.

Ans. (b) As Curie law explains, we can deduce a formula for the relation between magnetic field induction, temperature and magnetisation.

i.e.,
$$I \text{ (magnetisation)} \propto \frac{B \text{ (magnetic field induction)}}{t \text{ (temperature in kelvin)}}$$

$$\Rightarrow \frac{I_2}{I_1} = \frac{B_2}{B_1} \times \frac{t_1}{t_2}$$

Let us suppose, here

$$I_1 = 8 \text{ Am}^{-1}$$

$$B_1 = 0.6 \text{ T}, t_1 = 4 \text{ K}$$

$$B_2 = 0.2 \text{ T}, t_2 = 16 \text{ K}$$

$$I_2 = ?$$

$$\Rightarrow \frac{0.2}{0.6} \times \frac{4}{16} = \frac{I_2}{8}$$

$$\Rightarrow I_2 = 8 \times \frac{1}{12} = \frac{2}{3} \text{ Am}^{-1}$$

Multiple Choice Questions (More Than One Options)

Q. 6 S is the surface of a lump of magnetic material.

- (a) Lines of \mathbf{B} are necessarily continuous across S
- (b) Some lines of \mathbf{B} must be discontinuous across S
- (c) Lines of \mathbf{H} are necessarily continuous across S
- (d) Lines of \mathbf{H} cannot all be continuous across S

K Thinking Process

According to the properties of magnetic field lines (\mathbf{B}), for any magnet, it forms continuous closed loops. This is unlike the electric dipole where these field lines begin from a positive charge and end on the negative charge or escape to infinity.

Also, magnetic intensity (\mathbf{H}) outside any magnet is $H = B / \mu_0$ and for inside the magnet $H = B / \mu_0 \mu_r$, where μ_r is the relative permeability of material (magnetic).

Ans. (a, d)

Magnetic field lines for magnetic induction (\mathbf{B}) form continuous lines. So, lines of \mathbf{B} are necessarily continuous across S .

Also, magnetic intensity (\mathbf{H}) varies for inside and outside the lump. So, lines of \mathbf{H} cannot all be continuous across S .

Q. 7 The primary origin (s) of magnetism lies in

- (a) atomic currents
- (b) Pauli exclusion principle
- (c) polar nature of molecules
- (d) intrinsic spin of electron

Ans (a, d)

The primary origin of magnetism lies in the fact that the electrons are revolving and spinning about nucleus of an atom, which gives rise to current called atomic current.

This atomic currents gives rise to magnetism. The revolving and spinning about nucleus of an atom is called intrinsic spin of electron.

Q. 8 A long solenoid has 1000 turns per metre and carries a current of 1 A. It has a soft iron core of $\mu_r = 1000$. The core is heated beyond the Curie temperature, T_c .

- (a) The \mathbf{H} field in the solenoid is (nearly) unchanged but the \mathbf{B} field decreases drastically
- (b) The \mathbf{H} and \mathbf{B} fields in the solenoid are nearly unchanged
- (c) The magnetisation in the core reverses direction
- (d) The magnetisation in the core diminishes by a factor of about 10^8

K Thinking Process

The magnetic intensity \mathbf{H} field $= nI$, where n = number of turns per metre of a solenoid and I = current and $B = \mu_0 \mu_r nI$.

Also, at normal temperature, a solenoid behave as a ferromagnetic substand and at the temperature beyond the Curie temperature, it behaves as a paramagnetic substance.

Ans. (a, d)

Here, for solenoid $\mathbf{H} = nI$.

$$\Rightarrow H = 1000 \times 1 = 1000 \text{ Am}$$

Thus, \mathbf{H} is a constant ,so it is nearly unchanged.

But

$$\begin{aligned} B &= \mu_0 \mu_r n I \\ &= \mu_0 n I \mu_r \\ &= k \text{ (constant) } \mu_r. \end{aligned}$$

Thus, from above equation, we find that \mathbf{B} varies with the variation in μ_r .

Now, for magnetisation in the core, when temperature of the iron core of solenoid is raised beyond Curie temperature, then it behave as paramagnetic material, where

$$\begin{aligned} \text{and} & \quad (\chi_m)_{\text{Fero}} \approx 10^3 \\ \text{and} & \quad (\chi_m)_{\text{Para}} \approx 10^{-5} \\ \Rightarrow & \quad \frac{(\chi_m)_{\text{Fero}}}{(\chi_m)_{\text{Para}}} = \frac{10^3}{10^{-5}} = 10^8 \end{aligned}$$

Q. 9 Essential difference between electrostatic shielding by a conducting shell and magnetostatic shielding is due to

- (a) electrostatic field lines can end on charges and conductors have free charges
- (b) lines of \mathbf{B} can also end but conductors cannot end them
- (c) lines of \mathbf{B} cannot end on any material and perfect shielding is not possible
- (d) shells of high permeability materials can be used to divert lines of \mathbf{B} from the interior region

Ans. (a, c, d)

Electrostatic shielding is the phenomenon to block the effects of an electric field. The conducting shell can block the effects of an external field on its internal content or the effect of an internal field on the outside environment.

Magnetostatic shielding is done by using an enclosure made of a high permeability magnetic material to prevent a static magnetic field outside the enclosure from reaching objects inside it or to confine a magnetic field within the enclosure.

Q. 10 Let the magnetic field on the earth be modelled by that of a point magnetic dipole at the centre of the earth. The angle of dip at a point on the geographical equator

- (a) is always zero
- (b) can be zero at specific points
- (c) can be positive or negative
- (d) is bounded

K Thinking Process

Angle of inclination or dip is the angle that the total magnetic field of the earth makes with the surface of the earth.

Ans. (b, c, d)

If the total magnetic field of the earth is modelled by a point magnetic dipole at the centre, then it is in the same plane of geographical equator, thus the angle of dip at a point on the geographical equator is bounded in a range from positive to negative value.

Very Short Answer Type Questions

Q. 11 A proton has spin and magnetic moment just like an electron. Why then its effect is neglected in magnetism of materials?

κ Thinking Process

Mass of a proton is very larger than the mass of an electron, so its spinning is negligible as compared to that of electron spin.

Ans. The comparison between the spinning of a proton and an electron can be done by comparing their magnetic dipole moment which can be given by

$$M = \frac{eh}{4\pi m} \text{ or } M \propto \frac{1}{m} \quad (\because \frac{eh}{4\pi} = \text{constant})$$

$$\therefore \frac{M_p}{M_e} = \frac{m_e}{m_p} = \frac{M_e}{1837M_e} \quad (\because M_p = 1837m_e)$$

$$\Rightarrow \frac{M_p}{M_e} = \frac{1}{1837} \ll 1$$

$$\Rightarrow M_p \ll M_e$$

Thus, effect of magnetic moment of proton is neglected as compared to that of electron.

Q. 12 A permanent magnet in the shape of a thin cylinder of length 10 cm has $M = 10^6$ A/m. Calculate the magnetisation current I_M .

Ans. Given, M (intensity of magnetisation) = 10^6 A/m.

$$l \text{ (length)} = 10 \text{ cm} = 10 \times 10^{-2} \text{ m} = 0.1 \text{ m}$$

and I_M = magnetisation current

$$\text{We know that } M = \frac{I_M}{l}$$

$$\Rightarrow I_M = M \times l = 10^6 \times 0.1 = 10^5 \text{ A}$$

Note Here, M = intensity of magnetisation as its unit is given as A/m.

Q. 13 Explain quantitatively the order of magnitude difference between the diamagnetic susceptibility of N_2 ($\sim 5 \times 10^{-9}$) (at STP) and Cu ($\sim 10^{-5}$).

κ Thinking Process

Magnetic susceptibility is a measure of how a magnetic material responds to an external field.

Ans. We know that

$$\text{Density of nitrogen } \rho_{N_2} = \frac{28 \text{ g}}{22.4 \text{ L}} = \frac{28 \text{ g}}{22400 \text{ cc}}$$

$$\text{Also, density of copper } \rho_{Cu} = \frac{89 \text{ g}}{22.4 \text{ L}} = \frac{89 \text{ g}}{22400 \text{ cc}}$$

Now, comparing both densities

$$\frac{\rho_{N_2}}{\rho_{Cu}} = \frac{28}{22400} \times \frac{1}{8} = 1.6 \times 10^{-4}$$

Also given

$$\frac{\chi_{N_2}}{\chi_{Cu}} = \frac{5 \times 10^{-9}}{10^{-5}} = 5 \times 10^{-4}$$

We know that,

$$\begin{aligned} \chi &= \frac{\text{Magnetisation } (M)}{\text{Magnetic intensity } (H)} \\ &= \frac{\text{Magnetic moment } (M) / \text{Volume } (V)}{H} \\ &= \frac{M}{HV} = \frac{M}{H \text{ (mass / density)}} = \frac{Mp}{Hm} \end{aligned}$$

∴

$$\chi \propto p$$

$$\left(\because \frac{M}{Hm} = \text{constant}\right)$$

Hence,

$$\frac{\chi_{N_2}}{\chi_{Cu}} = \frac{\rho_{N_2}}{\rho_{Cu}} = 1.6 \times 10^{-4}$$

Thus, we can say that magnitude difference or major difference between the diamagnetic susceptibility of N_2 and Cu.

Q. 14 From molecular view point, discuss the temperature dependence of susceptibility for diamagnetism, paramagnetism and ferromagnetism.

Ans. Susceptibility of magnetic material $\chi = \frac{I}{H}$, where I is the intensity of magnetisation induced in the material and H is the magnetising force.

Diamagnetism is due to orbital motion of electrons in an atom developing magnetic moments opposite to applied field. Thus, the resultant magnetic moment of the diamagnetic material is zero and hence, the susceptibility χ of diamagnetic material is not much affected by temperature.

Paramagnetism and ferromagnetism is due to alignments of atomic magnetic moments in the direction of the applied field. As temperature is raised, the alignment is disturbed, resulting decrease in susceptibility of both with increase in temperature.

Q. 15A ball of superconducting material is dipped in liquid nitrogen and placed near a bar magnet.

(i) In which direction will it move?

(ii) What will be the direction of its magnetic moment?

κ Thinking Process

A superconducting material and nitrogen are diamagnetic in nature.

Ans. When a diamagnetic material is dipped in liquid nitrogen, it again behaves as a diamagnetic material. Thus, superconducting material will again behave as a diamagnetic material. When this diamagnetic material is placed near a bar magnet, it will be feebly magnetised opposite to the direction of magnetising field.

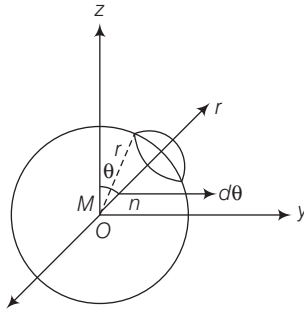
(i) Thus, it will be repelled.

(ii) Also its direction of magnetic moment will be opposite to the direction of magnetic field of magnet.

Short Answer Type Questions

Q. 16 Verify the Gauss's law for magnetic field of a point dipole of dipole moment \mathbf{m} at the origin for the surface which is a sphere of radius R .

Ans. Let us draw the figure for given situation,



We have to prove that $\oint \mathbf{B} \cdot d\mathbf{S} = 0$. This is called Gauss's law in magnetisation.

According to question,

Magnetic moment of dipole at origin O is

$$\mathbf{M} = M\hat{\mathbf{k}}$$

Let P be a point at distance r from O and OP makes an angle θ with z -axis. Component of \mathbf{M} along $OP = M\cos\theta$.

Now, the magnetic field induction at P due to dipole of moment $\mathbf{M}\cos\theta$ is

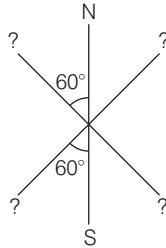
$$\mathbf{B} = \frac{\mu_0}{4\pi} \frac{2M\cos\theta}{r^3} \hat{\mathbf{r}}$$

From the diagram, r is the radius of sphere with centre at O lying in yz -plane. Take an elementary area $d\mathbf{S}$ of the surface at P . Then,

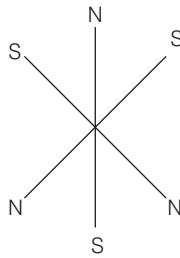
$$d\mathbf{S} = r(r\sin\theta d\theta)\hat{\mathbf{r}} = r^2 \sin\theta d\theta \hat{\mathbf{r}}$$

$$\begin{aligned} \oint \mathbf{B} \cdot d\mathbf{S} &= \oint \frac{\mu_0}{4\pi} \frac{2M\cos\theta}{r^3} \hat{\mathbf{r}} (r^2 \sin\theta d\theta \hat{\mathbf{r}}) \\ &= \frac{\mu_0}{4\pi} \frac{M}{r} \int_0^{2\pi} 2\sin\theta \cdot \cos\theta d\theta \\ &= \frac{\mu_0}{4\pi} \frac{M}{r} \int_0^{2\pi} \sin 2\theta d\theta \\ &= \frac{\mu_0}{4\pi} \frac{M}{r} \left(\frac{-\cos 2\theta}{2} \right)_0^{2\pi} \\ &= -\frac{\mu_0}{4\pi} \frac{M}{2r} [\cos 4\pi - \cos 0] \\ &= \frac{\mu_0}{4\pi} \frac{M}{2r} [1 - 1] = 0 \end{aligned}$$

Q. 17 Three identical bar magnets are rivetted together at centre in the same plane as shown in figure. This system is placed at rest in a slowly varying magnetic field. It is found that the system of magnets does not show any motion. The north-south poles of one magnet is shown in the figure. Determine the poles of the remaining two.



Ans. The system will be in stable equilibrium if the net force on the system is zero and net torque on the system is also zero. This is possible only when the poles of the remaining two magnets are as given in the figure.



Q. 18 Suppose we want to verify the analogy between electrostatic and magnetostatic by an explicit experiment. Consider the motion of (i) electric dipole \mathbf{p} in an electrostatic field \mathbf{E} and (ii) magnetic dipole \mathbf{M} in a magnetic field \mathbf{B} . Write down a set of conditions on \mathbf{E} , \mathbf{B} , \mathbf{p} , \mathbf{M} so that the two motions are verified to be identical. (Assume identical initial conditions).

κ Thinking Process

$E(r) = cB(r)$, suppose the angle between \mathbf{p} and \mathbf{E} is θ . Torque on electric dipole of moment \mathbf{p} in electric field \mathbf{E} , $\tau = pE \sin\theta$.

Ans. Now, suppose that the angle between \mathbf{M} and \mathbf{B} is θ .

Torque on magnetic dipole moment \mathbf{M} in magnetic field \mathbf{B} ,

$$\tau' = MB \sin\theta$$

Two motions will be identical, if

$$pE \sin\theta = MB \sin\theta$$

\Rightarrow

$$pE = MB$$

... (i)

But,

$$E = cB$$

\therefore Putting this value in Eq. (i),

$$pcB = MB$$

\Rightarrow

$$p = \frac{M}{c}$$

Q. 19 A bar magnet of magnetic moment M and moment of inertia I (about centre, perpendicular to length) is cut into two equal pieces, perpendicular to length. Let T be the period of oscillations of the original magnet about an axis through the mid-point, perpendicular to length, in a magnetic field B . What would be the similar period T' for each piece?

κ **Thinking Process**

$$T = 2\pi \sqrt{\frac{I}{MB}}$$

where, T = time period

I = moment of inertia

m = mass of magnet

B = magnetic field

Ans. Given, I = moment of inertia of the bar magnet

m = mass of bar magnet

l = length of magnet about an any passing through its centre and perpendicular to its length

M = magnetic moment of the magnet

B = uniform magnetic field in which magnet is oscillating, we get time period of

oscillation is,

$$T = 2\pi \sqrt{\frac{I}{MB}}$$

Here,

$$I = \frac{ml^2}{12}$$

When magnet is cut into two equal pieces, perpendicular to length, then moment of inertia of each piece of magnet about an axis perpendicular to length passing through its centre is

$$I' = \frac{m(l/2)^2}{12} = \frac{ml^2}{12} \times \frac{1}{8} = \frac{I}{8}$$

Magnetic dipole moment

$$M' = M/2$$

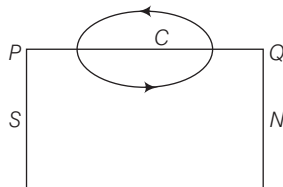
Its time period of oscillation is

$$T' = 2\pi \sqrt{\frac{I'}{M'B}} = 2\pi \sqrt{\frac{I/8}{(M/2)B}} = \frac{2\pi}{2} \sqrt{\frac{I}{MB}}$$

$$T' = \frac{T}{2}$$

Q. 20 Use (i) the Ampere's law for H and (ii) continuity of lines of B , to conclude that inside a bar magnet, (a) lines of H run from the N -pole to S -pole, while (b) lines of B must run from the S -pole to N -pole.

Ans. Consider a magnetic field line of B through the bar magnet as given in the figure below.



The magnetic field line of B through the bar magnet must be a closed loop.

Let C be the amperian loop. Then,

$$\int_Q^P \mathbf{H} \cdot d\mathbf{l} = \int_Q^P \frac{\mathbf{B}}{\mu_0} \cdot d\mathbf{l}$$

We know that the angle between \mathbf{B} and $d\mathbf{l}$ is less than 90° inside the bar magnet. So, it is positive.

i.e.,
$$\int_Q^P \mathbf{H} \cdot d\mathbf{l} = \int_Q^P \frac{\mathbf{B}}{\mu_0} \cdot d\mathbf{l} > 0$$

Hence, the lines of \mathbf{B} must run from south pole (S) to north pole (N) inside the bar magnet. According to Ampere's law,

$\therefore \oint_{PQP} \mathbf{H} \cdot d\mathbf{l} = 0$

$\therefore \oint_{PQP} \mathbf{H} \cdot d\mathbf{l} = \int_P^Q \mathbf{H} \cdot d\mathbf{l} + \int_Q^P \mathbf{H} \cdot d\mathbf{l} = 0$

As $\int_Q^P \mathbf{H} \cdot d\mathbf{l} > 0$, so, $\int_P^Q \mathbf{H} \cdot d\mathbf{l} < 0$ (i.e., negative)

It will be so if angle between \mathbf{H} and $d\mathbf{l}$ is more than 90° , so that $\cos\theta$ is negative. It means the line of \mathbf{H} must run from N -pole to S -pole inside the bar magnet.

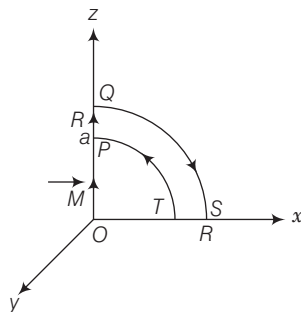
Long Answer Type Questions

Q. 21 Verify the Ampere's law for magnetic field of a point dipole of dipole moment $\mathbf{M} = M\hat{\mathbf{k}}$. Take C as the closed curve running clockwise along

- (i) the z -axis from $z = a > 0$ to $z = R$,
- (ii) along the quarter circle of radius R and centre at the origin in the first quadrant of xz -plane,
- (iii) along the x -axis from $x = R$ to $x = a$, and
- (iv) along the quarter circle of radius a and centre at the origin in the first quadrant of xz -plane

Thinking Process

Let us consider the figure below



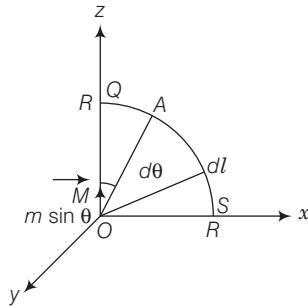
Ans. From P to Q, every point on the z-axis lies at the axial line of magnetic dipole of moment **M**. Magnetic field induction at a point distance z from the magnetic dipole of moment is

$$|\mathbf{B}| = \frac{\mu_0}{4\pi} \frac{2|\mathbf{M}|}{z^3} = \frac{\mu_0 M}{2\pi z^3}$$

(i) Along z-axis from P to Q.

$$\begin{aligned} \int_P^Q \mathbf{B} \cdot d\mathbf{l} &= \int_P^Q \mathbf{B} \cdot d\mathbf{l} \cos 0^\circ = \int_a^R \mathbf{B} dz \\ &= \int_a^R \frac{\mu_0}{2\pi} \frac{M}{z^3} dz = \frac{\mu_0 M}{2\pi} \left(\frac{-1}{2} \right) \left(\frac{1}{R^2} - \frac{1}{a^2} \right) \\ &= \frac{\mu_0 M}{4\pi} \left(\frac{1}{a^2} - \frac{1}{R^2} \right) \end{aligned}$$

(ii) Along the quarter circle QS of radius R as given in the figure below



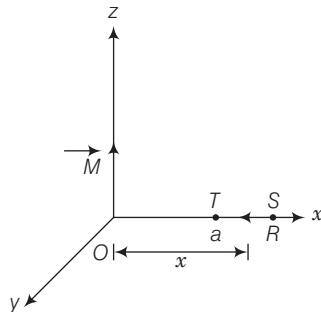
The point A lies on the equatorial line of the magnetic dipole of moment $M \sin \theta$. Magnetic field at point A on the circular arc is

$$B = \frac{\mu_0}{4\pi} \frac{M \sin \theta}{R^3}; \quad d\mathbf{l} = R d\theta$$

$$\therefore \int \mathbf{B} \cdot d\mathbf{l} = \int \mathbf{B} \cdot d\mathbf{l} \cos \theta = \int_0^{\pi/2} \frac{\mu_0}{4\pi} \frac{M \sin \theta}{R^3} R d\theta$$

$$\text{Circular arc} = \frac{\mu_0}{4\pi} \frac{M}{R} (-\cos \theta)_0^{\pi/2} = \frac{\mu_0}{4\pi} \frac{M}{R^2}$$

(iii) Along x-axis over the path ST, consider the figure given ahead

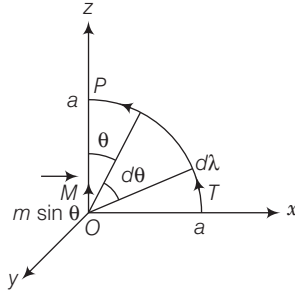


From figure, every point lies on the equatorial line of magnetic dipole. Magnetic field induction at a point distance x from the dipole is

$$B = \frac{\mu_0}{4\pi} \frac{M}{x^3}$$

$$\therefore \int_S^T \mathbf{B} \cdot d\mathbf{l} = \int_R^a -\frac{\mu_0 M}{4\pi x^3} \cdot d\mathbf{l} = 0 \quad [\because \text{angle between } (-\mathbf{M}) \text{ and } d\mathbf{l} \text{ is } 90^\circ]$$

(iv) Along the quarter circle TP of radius a . Consider the figure given below



From case (ii), we get line integral of \mathbf{B} along the quarter circle TP of radius a is
circular arc TP

$$\begin{aligned} \int \mathbf{B} \cdot d\mathbf{l} &= \int_{\pi/2}^0 \frac{\mu_0}{4\pi} \frac{M \sin\theta}{a^3} a d\theta \\ &= \frac{\mu_0}{4\pi} \frac{M}{a^2} \int_{\pi/2}^0 \sin\theta d\theta = \frac{\mu_0}{4\pi} \frac{M}{a^2} [-\cos\theta]_{\pi/2}^0 \\ &= \frac{-\mu_0}{4\pi} \frac{M}{a^2} \end{aligned}$$

$$\begin{aligned} \therefore \oint_{PQST} \mathbf{B} \cdot d\mathbf{l} &= \int_P^Q \mathbf{B} \cdot d\mathbf{l} + \int_Q^S \mathbf{B} \cdot d\mathbf{l} + \int_S^T \mathbf{B} \cdot d\mathbf{l} + \int_T^P \mathbf{B} \cdot d\mathbf{l} \\ &= \frac{\mu_0 M}{4} \left[\frac{1}{a^2} - \frac{1}{R^2} \right] + \frac{\mu_0}{4\pi} \frac{M}{R^2} + 0 + \left(-\frac{\mu_0}{4\pi} \frac{M}{a^2} \right) = 0 \end{aligned}$$

Q. 22 What are the dimensions of χ , the magnetic susceptibility? Consider an H-atom. Give an expression for χ , upto a constant by constructing a quantity of dimensions of χ , out of parameters of the atom e , m , v , R and μ_0 . Here, m is the electronic mass, v is electronic velocity, R is Bohr radius. Estimate the number so obtained and compare with the value of $|\chi| \sim 10^{-5}$ for many solid materials.

K Thinking Process

Magnetic susceptibility is a measure of how a magnetic material responds to an external field. i.e., magnetic susceptibility

$$\chi_m = \frac{I}{H} = \frac{(\text{Intensity of magnetisation})}{(\text{Magnetising force})}$$

Ans. As I and H both have same units and dimensions, hence, χ has no dimensions. Here, in this question, χ is to be related with e , m , v , R and μ_0 . We know that dimensions of $\mu_0 = [MLT^{-2}]$

From Biot-Savart's law,

$$dB = \frac{\mu_0}{4\pi} \frac{Idl \sin\theta}{r^2}$$

$$\Rightarrow \mu_0 = \frac{4\pi r^2 dB}{Idl \sin\theta} = \frac{4\pi r^2}{Idl \sin\theta} \times \frac{f}{qv \sin\theta} \quad \left[\because dB = \frac{F}{qv \sin\theta} \right]$$

$$\therefore \text{Dimensions of } \mu_0 = \frac{L^2 \times (MLT^{-2})}{(QT^{-1})(L) \times L \times (Q)(LT^{-1}) \times (1)} = [MLQ^{-2}]$$

where Q is the dimension of charge.

As χ is dimensionless, it should have no involvement of charge Q in its dimensional formula. It will be so if μ_0 and e together should have the value $\mu_0 e^2$, as e has the dimensions of charge.

Let
$$\chi = \mu_0 e^2 m^a v^b R^c \quad \dots(i)$$

where a, b, c are the power of m, v and R respectively, such that relation (i) is satisfied.

Dimensional equation of (i) is

$$\begin{aligned} [M^0 L^0 T^0 Q^0] &= [MLQ^{-2}] \times [Q^2] [M^a] \times (LT^{-1})^b \times [L]^c \\ &= [M^{1+a} + L^{1+b+c} T^{-b} Q^0] \end{aligned}$$

Equating the powers of M, L and T , we get

$$0 = 1 + a \Rightarrow a = -1, 0 = 1 + b + c \quad \dots(ii)$$

$$0 = -b \Rightarrow b = 0, 0 = 1 + 0 + c \text{ or } c = -1$$

Putting values in Eq. (i), we get

$$\chi = \mu_0 e^2 m^{-1} v^0 R^{-1} = \frac{\mu_0 e^2}{mR} \quad \dots(iii)$$

Here,

$$\mu_0 = 4\pi \times 10^{-7} \text{Tm A}^{-1}$$

$$e = 1.6 \times 10^{-19} \text{ C}$$

$$m = 9.1 \times 10^{-31} \text{ kg}, R = 10^{-10} \text{ m}$$

$$\chi = \frac{(4\pi \times 10^{-7}) \times (1.6 \times 10^{-19})^2}{(9.1 \times 10^{-31}) \times 10^{-10}} \approx 10^{-4}$$

$$\therefore \frac{\chi}{\chi_{(\text{given solid})}} = \frac{10^{-4}}{10^{-5}} = 10$$

Q. 23 Assume the dipole model for the earth's magnetic field B which is given

$$B_V = \text{vertical component of magnetic field} = \frac{\mu_0}{4\pi} \frac{2m \cos \theta}{r^3}$$

$$B_H = \text{horizontal component of magnetic field} = \frac{\mu_0}{4\pi} \frac{\sin \theta m}{r^3}$$

$\theta = 90^\circ$ – latitude as measured from magnetic equator.

Find loci of points for which (a) $|B|$ is minimum (b) dip angle is zero and (c) dip angle is 45° .

Ans. (a)

$$B_V = \frac{\mu_0}{4\pi} \frac{2m \cos \theta}{r^3} \quad \dots(i)$$

$$B_H = \frac{\mu_0}{4\pi} \frac{\sin \theta m}{r^3} \quad \dots(ii)$$

Squaring both the equations and adding, we get

$$B_V^2 + B_H^2 = \left(\frac{\mu_0}{4\pi}\right) \frac{m^2}{r^6} [4\cos^2 \theta + \sin^2 \theta]$$

$$B = \sqrt{B_V^2 + B_H^2} = \frac{\mu_0}{4\pi} \frac{m}{r^3} [3\cos^2 \theta + 1]^{1/2} \quad \dots(iii)$$

From Eq. (iii), the value of B is minimum, if $\cos \theta = \frac{\pi}{2}$

$\theta = \frac{\pi}{2}$. Thus, the magnetic equator is the locus.

(b) Angle of dip,

$$\tan\delta = \frac{B_V}{B_H} = \frac{\frac{\mu_0}{4\pi} \cdot \frac{2m\cos\theta}{r^3}}{\frac{\mu_0}{4\pi} \cdot \frac{\sin\theta \cdot m}{r^3}} = 2\cot\theta \quad \dots (iv)$$

$$\tan\delta = 2\cot\theta$$

For dip angle is zero i.e., $\delta = 0$

$$\cot\theta = 0$$

$$\theta = \frac{\pi}{2}$$

It means that locus is again magnetic equator.

(c) $\tan\delta = \frac{B_V}{B_H}$

Angle of dip i.e., $\delta = \pm 45^\circ$

$$\frac{B_V}{B_H} = \tan(\pm 45^\circ)$$

$$\frac{B_V}{B_H} = 1$$

$$2\cot\theta = 1$$

[From Eq. (iv)]

$$\cot\theta = \frac{1}{2}$$

$$\tan\theta = 2$$

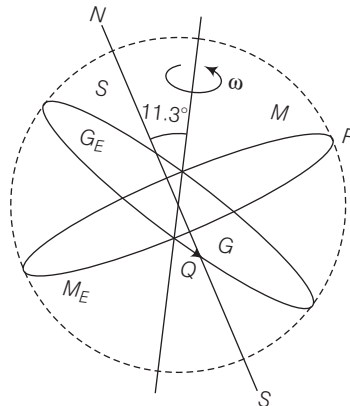
\Rightarrow

$$\theta = \tan^{-1}(2)$$

Thus, $\theta = \tan^{-1}(2)$ is the locus.

Q. 24 Consider the plane S formed by the dipole axis and the axis of earth. Let P be point on the magnetic equator and in S . Let Q be the point of intersection of the geographical and magnetic equators. Obtain the declination and dip angles at P and Q .

Ans. P is in the plane S , needle is in north, so the declination is zero.



P is also on the magnetic equator, so the angle of dip = 0, because the value of angle of dip at equator is zero. Q is also on the magnetic equator, thus the angle of dip is zero.

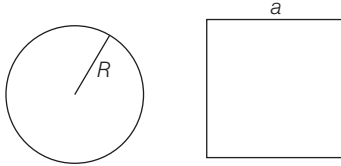
As earth tilted on its axis by 11.3° , thus the declination at Q is 11.3° .

Q. 25 There are two current carrying planar coil made each from identical wires of length L . C_1 is circular (radius R) and C_2 is square (side a). They are so constructed that they have same frequency of oscillation when they are placed in the same uniform \mathbf{B} and carry the same current. Find a in terms of R .

Ans. C_1 = circular coil of radius R , length L , number of turns per unit length

$$n_1 = \frac{L}{2\pi R}$$

C_2 = square of side a and perimeter L , number of turns per unit length $n_2 = \frac{L}{4a}$



Magnetic moment of C_1

\Rightarrow

$$m_1 = n_1 I A_1$$

Magnetic moment of C_2

\Rightarrow

$$m_2 = n_2 I A_2$$

$$m_1 = \frac{L \cdot I \cdot \pi R^2}{2\pi R}$$

$$m_2 = \frac{L}{4a} \cdot I \cdot a^2$$

$$m_1 = \frac{LIR}{2} \quad \dots(i)$$

$$m_2 = \frac{LIa}{4} \quad \dots(ii)$$

Moment of inertia of $C_1 \Rightarrow I_1 = \frac{MR^2}{2} \quad \dots(iii)$

Moment of inertia of $C_2 \Rightarrow I_2 = \frac{Ma^2}{12} \quad \dots(iv)$

Frequency of $C_1 \Rightarrow f_1 = 2\pi \sqrt{\frac{I_1}{m_1 B}}$

Frequency of $C_2 \Rightarrow f_2 = 2\pi \sqrt{\frac{I_2}{m_2 B}}$

According to question, $f_1 = f_2$

$$2\pi \sqrt{\frac{I_1}{m_1 B}} = 2\pi \sqrt{\frac{I_2}{m_2 B}}$$

$$\frac{I_1}{m_1} = \frac{I_2}{m_2} \text{ or } \frac{m_2}{m_1} = \frac{I_2}{I_1}$$

Plugging the values by Eqs. (i), (ii), (iii) and (iv)

$$\frac{LIa \cdot 2}{4 \times LIR} = \frac{Ma^2 \cdot 2}{12 \cdot MR^2}$$

$$\frac{a}{2R} = \frac{a^2}{6R^2}$$

$$3R = a$$

Thus, the value of a is $3R$.