


# 14 ACTIONS WE DO



Look at the pictures given below. What are these children doing?




She **is washing** her face.



She **is wearing** a garland around her neck.




He **is combing** his hair.



She **is dancing**.



He **is brushing** his teeth.



He **is eating** an apple.



## TO THE TEACHER

Draw the children's attention to the words in bold. Make the children imitate the actions shown in the pictures and read out the sentences.





## Let's Try This

Trace these letters.

C



G



O



Q



U



**TO THE TEACHER**  
Help the children trace the letters.





## Say Aloud

1.



This is my head.



This is my nose.



This is my hair.

This is my neck.

This is my mouth.


These are my teeth.

These are my eyes.

These are my ears.

These are my legs.

These are my hands.




### TO THE TEACHER

Help the children say the sentences and identify parts of the body in English.



2.



Head, shoulders, knees and toes

Head, shoulders, knees and toes

And eyes and ears

And mouth and nose

Head, shoulders, knees and toes.



**TO THE TEACHER**

Read out the poem with actions and make children repeat along with you.

