

CLASS – II

HOLIDAY HOMEWORK

General instructions:

1. Parents are requested to act **only as a guide** when children are doing their work.
2. The work has to be neatly done.
3. Child's work will be assessed on the basis of originality, creativity and neatness.
4. Work to be submitted in a creative folder.




ENGLISH

A-Reading Activity

Books are our best friends and reading is fun.

Read at least one book from the suggested list given below of level 2

- a. Walt Disney Series
- b. Panchtantra Series
- c. Lady Bird Series



B-Written Assignment

Complete the information after you have read the book.

1. Name of the book-

2. Name of the author-


3. Name the main characters of the story-

4. What did you like the best in the story? Write 3-4 sentences.

5. Suggest another name for the story-

6. Choose and write five proper nouns from the book.

- i.
- ii.
- iii.
- iv.
- v.



7. Choose and write five common nouns from the book.

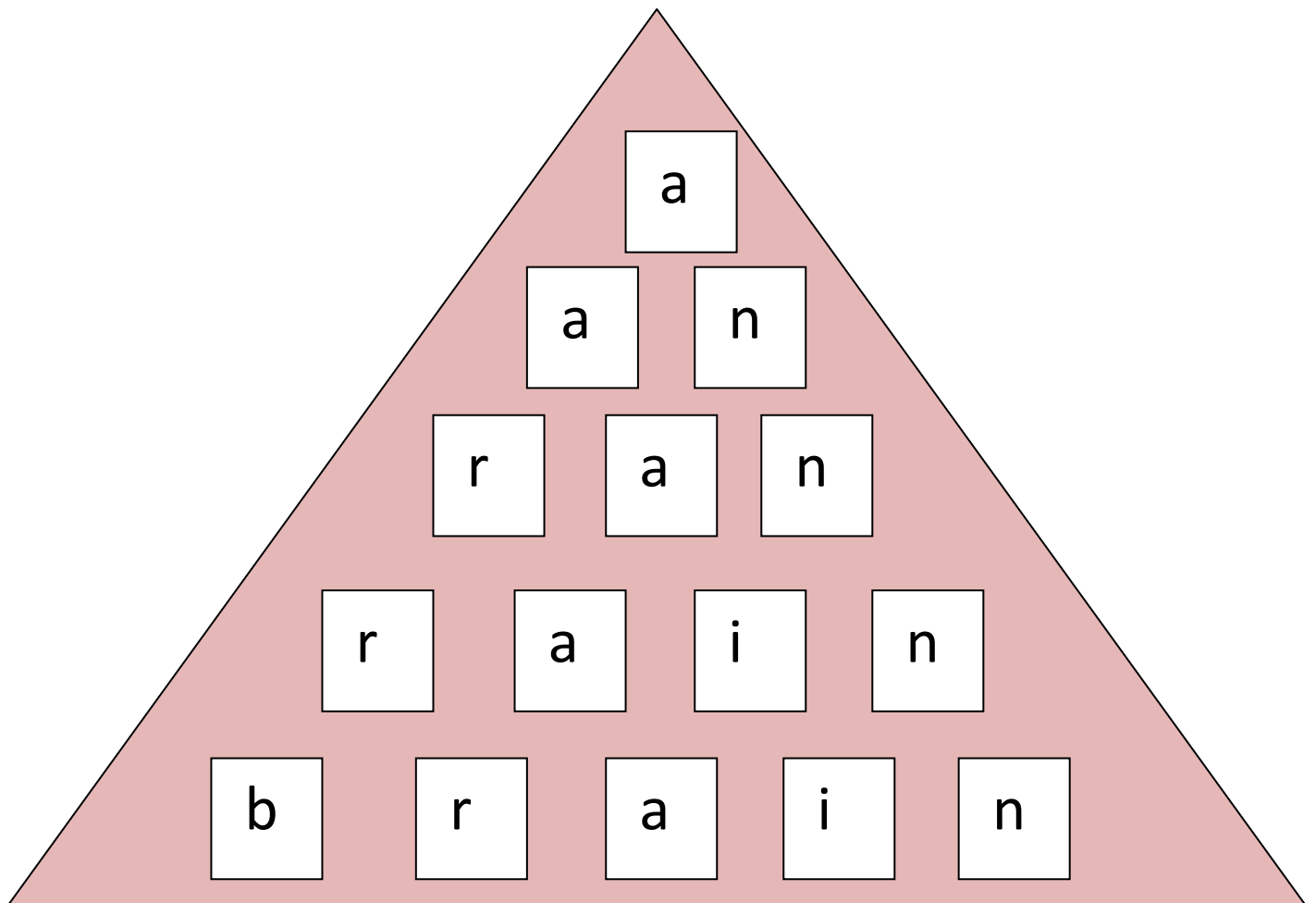
- i.
- ii.
- iii.
- iv.
- v.

C-CREATIVE WORK (based on the book read)

- ❖ Design a book jacket (cover) for your story book.
or
- ❖ Make puppets of any two characters from the story.

D-VOCABULARY WORD PYRAMID

Make any four word pyramid cards (using coloured paper and cardboard)
One example is given below, do not use the same words.



Creativity with Little hands

Make T.V. watching worthwhile.

You may watch the following programmes:

- Art Attack
- M.A.D

Make any piece of art /craft that you learnt from these programmes.



E.V.S. VALUE BASED

I LOVE MY FAMILY-TOGETHERNESS

Be a Happy Helper

1. Do something every day to make your parents happy e.g.

- help them in the kitchen.
- water the plants.
- keep your things at their proper place.
- lay the table for meals.

2. Collect pictures / draw pictures/click photographs and paste them on the A4 size sheets provided to you.

MATH

BE A MATH TEACHER

- ❖ Make four flash cards of addition sums for your friends to solve
- ❖ Make two or three digit addition sum cards on 3" X 5" cupboard.
(do not write the answer on the sums)

One example is given below



$$\begin{array}{r} 2 \quad 4 \\ + 3 \quad 5 \\ \hline \end{array}$$

THE PERFECT PUMPKIN

Follow the directions and complete the pumpkin picture.

Directions:

#This activity has been divided into three parts: A,B and C.

All the parts are interconnected.

Part A-Solve each problem and write the correct answer in the space provided next to the question.

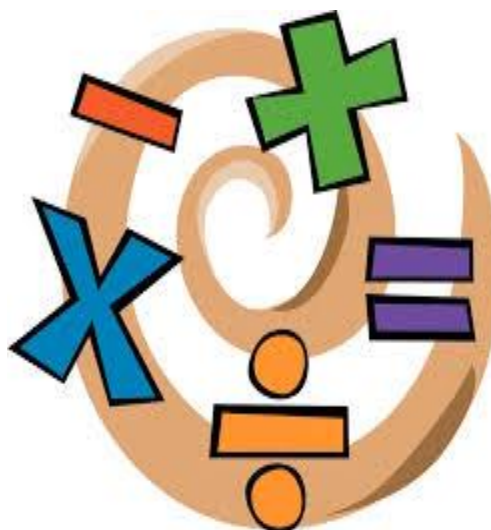
Part B-Relate the answers in Part A to the activity given in Part B.

(for which column I ,II and III are earmarked)

Part C-According to your chosen answers from column II or III of Part B activity, do as directed in column I and complete the pumpkin picture given in Part C.

#One example has been done for you.

Paste the completed pumpkin picture on a thick sheet or a piece of cardboard and cut out neatly.





THE PERFECT PUMPKIN

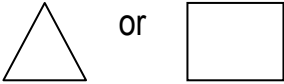

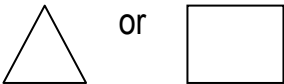

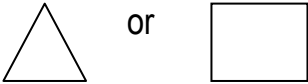




Part A




1-I am a number with 9 in the ones place and 2 in the tens place. _____	2-Place value of 8 in 980 is _____
3-I am the number that comes just before 700 _____	4-Which number is bigger 984 – 849 _____
5- $800 + 3 =$ _____	6- Write number name for 90 _____
7- Put the correct sign $870 \bigcirc 800+70+0$	8-The biggest 3 digit number is _____
9-What comes in between 979 and 981 _____	10-Circle the smallest number $104 - 401 - 140$

THE PERFECT PUMPKIN

Part B

I	II	III
Step/Question	If your answer is...	If your answer is...
1. Draw the eyes 	29- Draw two triangle eyes on pumpkin.	92- Draw two square eyes on pumpkin.
2. Colour the eyes 	80- Colour the eyes yellow.	8 or 800- Colour the eyes black.
3. Draw the nose 	699- Draw a square nose.	Any number other than 699- Draw a triangle nose.
4. Colour the nose 	984- Colour the nose yellow.	849- Colour the nose black.
5. Draw the mouth 	803- Draw 5 triangle teeth.	830 or 83- Draw 4 square teeth.
6. Colour the teeth 	Ninety- Colour the teeth alternately black and yellow.	Ninty- Colour the teeth alternately orange and black.
7. Colour the stem. 	>,<- Colour the stem green.	= - Colour the stem brown.

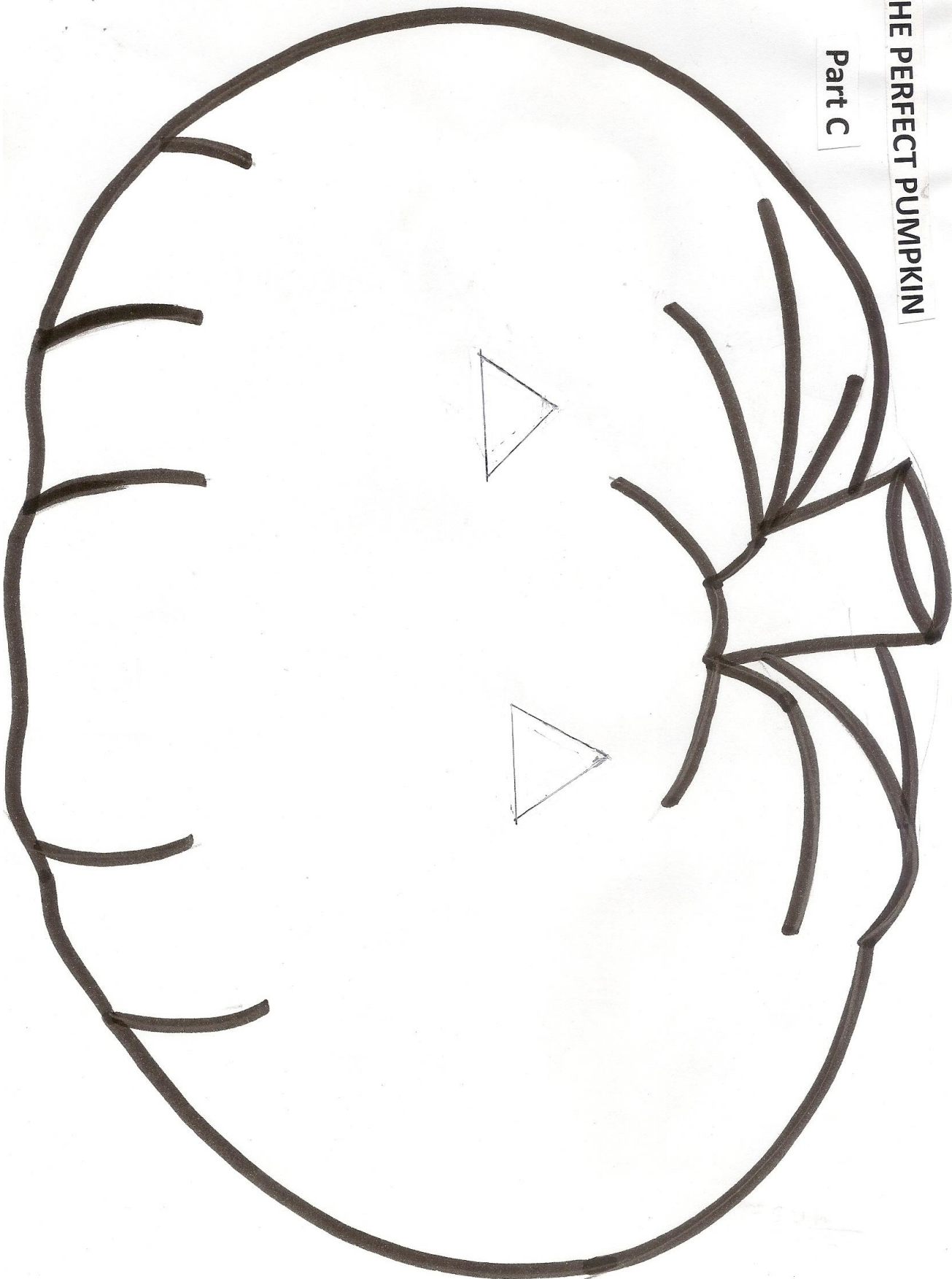
Part B continued

8. Colour the Pumpkin 	Any number other than 999- Colour the rest of pumpkin green.	999- Colour the rest of the pumpkin orange.
9. Draw leaves 	980- Draw three leaves on the right side of the stem.	Any number other than 980- Draw two leaves on left side of the stem.
10. Colour the leaves. 	104- Colour the leaves green.	140 or 401- Colour the leaves brown.



THE PERFECT PUMPKIN

Part C



TICKLE YOUR BRAIN AND SOLVE

1. The number for eight hundred five is _____.
2. In 457, the hundreds digit is _____.
3. One more than the greatest 3-digit number is _____.
4. The place value of 6 in 264 is _____.
5. In 189 the digit having greatest place value is _____.
6. The expanded form of 405 is _____.
7. Which is greater : 358 or 308? _____.
8. The numbers which come between 568 and 572 are _____.
9. In short form $600 + 50 + 2$ is _____.
10. The digit whose place value remains always same is _____.



CHALLENGE:

These number cards were in order. Colour the two cards that have been changed over.

215

236

395

318




272

405



Counting



79	80	81	82	83	84	85	86	87	88	89	90	91	92	93	94	95	96	97	98	
78																		1		
77																			2	
76																			3	
75																			4	
74																			5	
73																			6	
72																			7	
71																			8	
70																			9	
69																			10	
68																			11	
67																			12	
66																			13	
65																			14	
64																			15	
63																			16	
62																			17	
61																			18	
60																			19	
59																			20	
58																			21	
57																			22	
56																			23	
55																			24	
54																			25	
53																			26	
52																			27	
51																			28	
50																			29	
49	48	47	46	45	44	43	42	41	40	39	38	37	36	35	34	33	32	31	30	

Smily, Chiku and Grassy

Smily  Chiku  and Grassy  are

hopping. Smily starts hopping from number 1.

Chiku starts hopping from number 8.

Grassy starts hopping from number 12. Smily

hops on every 3rd number, Chiku on every 6th

number and Grassy on every 4th number.

Find out :

* Smily hops on numbers 4, _____, _____,

_____, _____.

* Chiku hops on number 14, _____, _____,

_____, _____.

* Grassy hops on numbers 16, _____, _____,

_____, _____.

* On which numbers will each of them be in their tenth hop? Guess by observing the above patterns. _____, _____, _____.



हिन्दी

1- पंचतंत्र पुस्तक में दी गयी कहानी एकता में बल (बहेलिये और कबूतरों की कहानी) पढ़िए और उस पर आधारित निम्नलिखित प्रश्नों के उत्तर दीजिए।

क – इस कहानी में कौन सा पात्र आपको सबसे अच्छा लगा ?

ख – सरदार ने कबूतरों पर आयी मुसीबत का क्या हल निकाला ?

ग –सही उत्तर पर गोला लगाएँ।

- कबूतरों को जाल में किसने फँसाया ?

भिखारी

शिकारी

सरदार



2- नीचे दिए गए चित्र को देखकर पहचाने और लिखें कि यह पात्र किस पुस्तक का है ? और इसका नाम क्या है ? साथ ही इसमें आकर्षक रंग भरें ।

पात्र का नाम - _____

पुस्तक का नाम - _____



ART WORK



Whether you are young or old, being helpful to others is truly a good habit. Colour the picture given on the next page with stippling (putting dots closely with ear buds using water colours).

Suggestions:

- You may cut and paste the picture on thick coloured paper
- You may enlarge the picture



