

# Circles

---

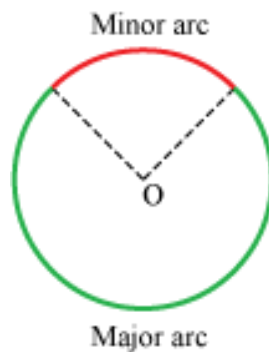
## Circle and Its Attributes

A circle exhibits various interesting properties which make it a special geometric figure.

Let us discuss the same.

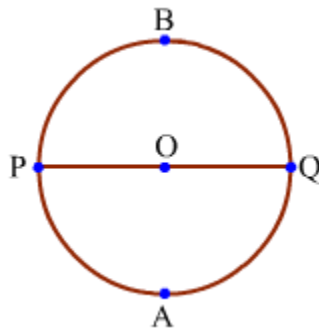
### Minor and major arc:

An arc less than one-half of the entire arc of a circle is called the minor arc of the circle, while an arc greater than one-half of the entire arc of a circle is called the major arc of the circle.



### Semicircular arc:

Diameter of a circle divides it into two congruent arcs. Each of these arcs is known as semicircular arc.



In the above figure, PQ is diameter which formed semicircular arcs PBQ and PAQ.

### Finding radius of a circle when its diameter is given:

We know that the radius of a circle is half of its diameter.

$$r = \frac{d}{2}$$

Let  $r$  be the radius and  $d$  be the diameter of a circle, then we have  
Using this formula, we can find the radius of the circle if its diameter is given.

Let us take a look at some examples.

We have to find the radius of the circle when diameter is given.

(i)  $d = 12$  cm

$$r = \frac{d}{2}$$

$$\Rightarrow r = \frac{12}{2}$$

$$\Rightarrow r = 6 \text{ cm}$$

(ii)  $d = 25$  cm

$$r = \frac{d}{2}$$

$$\Rightarrow r = \frac{25}{2}$$

$$\Rightarrow r = 12.5 \text{ cm}$$

### **Finding diameter of a circle when its radius is given:**

We know that the diameter of a circle is twice its radius.

$$\therefore d = 2r$$

Using this formula, we can find the diameter of the circle when its radius is given.

Let us take a look at some examples.

We have to find the radius of the circle when diameter is given.

(i)  $r = 15.5$  cm

$$d = 2r$$

$$d = 2 \times 15.5$$

$$d = 31 \text{ cm}$$

(ii)  $r = 13$  cm


$$d = 2r$$

$$d = 2 \times 13$$

$$d = 26 \text{ cm}$$

Let us discuss some more concepts related to circles.

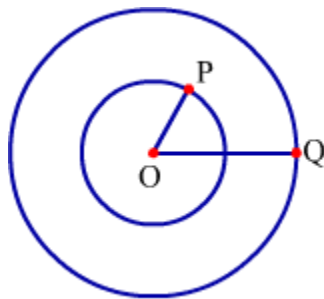
**Circular region:** Look at the following circle.



The whole shaded part is the region of this circle.

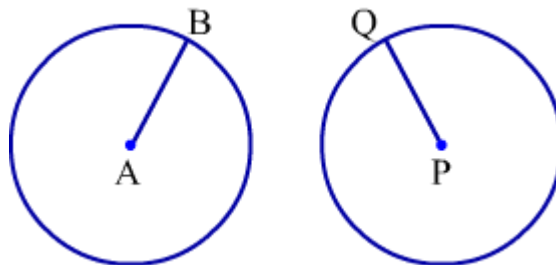
Thus, the interior and boundary together make the region of the circle.

**Concentric circles:** Circles of different radii but having the same centre are known as concentric circles.



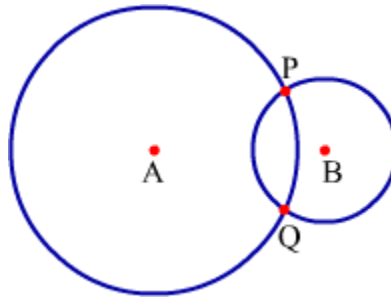
In the above figure, two circles have the same centre O but the different radii OP and OQ such that  $OQ > OP$ . These circles are concentric circles.

**Congruent circles:** If the radii of two or more circles are equal, then the circles are said to be congruent to each other.



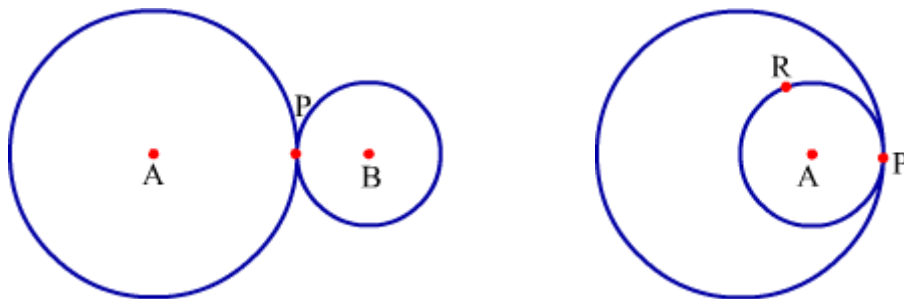
In the above figure, AB and PQ are the radii of the circles such that  $AB = PQ$ . Thus, these circles are congruent to each other.

**Intersecting circles:** Two coplanar circles (circles in the same plane) which intersect each other at two distinct points are known as intersecting circles.



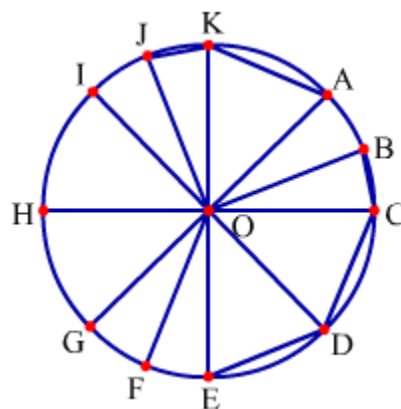
In the above figure, circles with centres A and B intersect each other at two distinct points P and Q. Thus, these are intersecting circles.

If two coplanar circles intersect each other at only one point, then the circles are known as touching circles.



In each of both the above figure, circles touch each other at only one point P. Thus, circles in each figure are touching circles.

Now, observe the following figure.



Here, OA, OB, OC, ..., OK are all radii of the circle. Similarly, we can draw many more radii of this circle.

So, it can be said that **a circle has innumerable radii.**

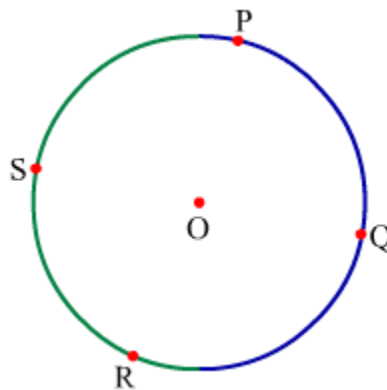
It can be seen that AG, CH, DI and EK all are diameters of the circle. Similarly, we can draw many more diameters of this circle.

So, it can be said that **a circle has innumerable diameters.**

Also, BC, CD, DE, JK and KA are the chords of the circle. Similarly, many more chords of this circle can be drawn.

Thus, it can be said that **a circle has innumerable chords.**

Now, observe the following circle.



It can be seen that points P and R divide this circle into two parts or arcs which are coloured differently. The name "arc PR" does not explain that which of two arcs we are talking about. So, we marked a point on each arc to clarify this.

It can be seen that point S is marked on the green arc and point Q is marked on the blue arc. Now, we can give a three letters name to each arc. Thus, green arc can be named as arc PSR or arc RSP whereas blue arc can be named as arc PQR or arc RQP.

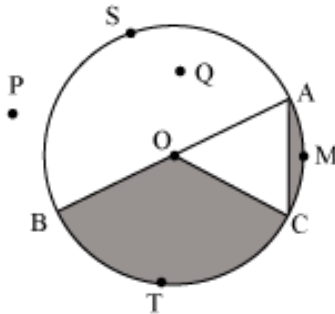
Similarly, we can denote any arc by three letters.

Let us discuss some examples to understand this concept better.

### **Example 1:**

**With respect to the figure drawn below, name**

- (a) the centre
- (b) the diameter
- (c) any two radii
- (d) a chord
- (e) a point lying in the interior of the circle
- (f) a point lying in the exterior of the circle
- (g) a sector
- (h) a segment
- (i) a point lying on the circle
- (j) two semi-circles
- (k) any two arcs



**Solution:**

- (a) O is the centre of the circle.
- (b)  $\overline{AB}$  is the diameter of the circle.
- (c) Two radii of the circle are  $\overline{OB}$  and  $\overline{OC}$ .
- (d)  $\overline{AC}$  is a chord of the circle.
- (e) Q is a point that lies in the interior of the circle.

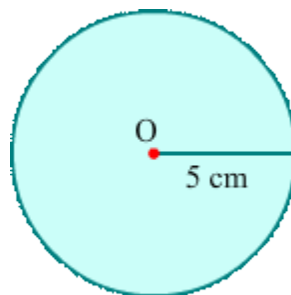
- (f) P is a point that lies in the exterior of the circle.
- (g) BOC is a sector of the circle.
- (h) AMC is a segment of the circle.
- (i) S is a point that lies on the boundary of the circle (or simply, on the circle).
- (j) The semi-circles in the given figure are ASB and ATB.
- (k) BTC and AMC are two arcs of the circle

**Example 2:**

**Using ruler and compass, draw circle of radius 5 cm. Mark its centre and draw the radius.**

**Solution:**

On using a ruler, first we draw the radius 5 cm of the circle and then assuming O as a centre we draw a circle of radius 5 cm by using a compass. Thus, we get a circle of radius 5 cm as shown below.



**Some More Attributes of Circle**

Circle is a simple closed curve and it can be defined as follows:

**A circle is the locus of points in a plane which are equidistant from a fixed point in the same plane.**

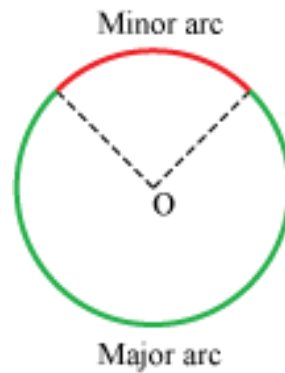
The fixed point is called **centre** of the circle and distance (constant distance) of each point from centre is called **radius** of the circle.

A circle exhibits various interesting properties which make it a special geometric figure.

Let us discuss the same.

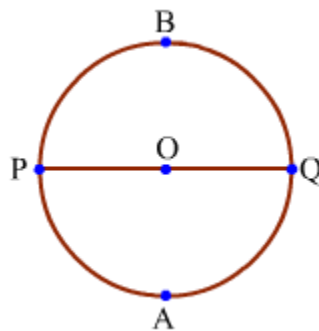
**Minor and major arc:**

An arc less than one-half of the entire arc of a circle is called the minor arc of the circle, while an arc greater than one-half of the entire arc of a circle is called the major arc of the circle.



**Semicircular arc:**

Diameter of a circle divides it into two congruent arcs. Each of these arcs is known as semicircular arc.

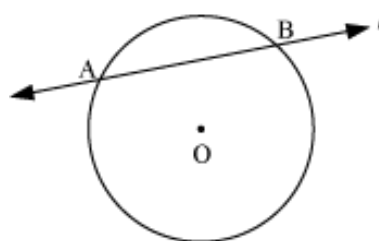


In the above figure, PQ is diameter which formed semicircular arcs PBQ and PAQ.

**Secant:**

**A line that meets a circle at two points is called the secant of the circle.**

Look at the following figure.

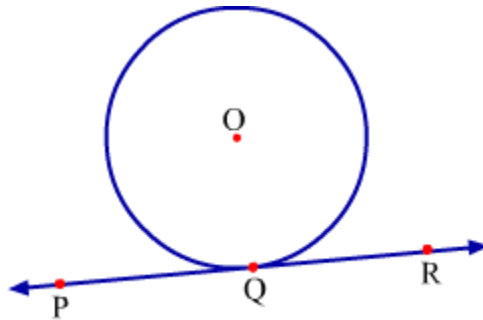


In the figure, a line  $l$  intersects the circle at two points i.e., A and B. This line is called the **secant** to the circle.

**Tangent:**

**A line that meets a circle at one and only one point is called a tangent to the circle. The point where the tangent touches the circle is called the point of contact.**

Consider the following figure.



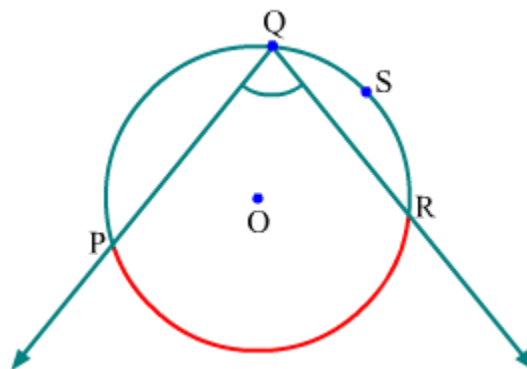
**What do you observe in this figure?**

Here, line PR touches the circle at a point Q. So, line PR is the tangent to the circle and Q is the point of contact.

**Inscribed angle:**

**If an angle is inscribed in the arc of a circle such that the vertex of the angle lies on the arc other than its end points and end points of the arc lie on the arms of the angle, then the angle is called inscribed angle.**

Observe the following figure.

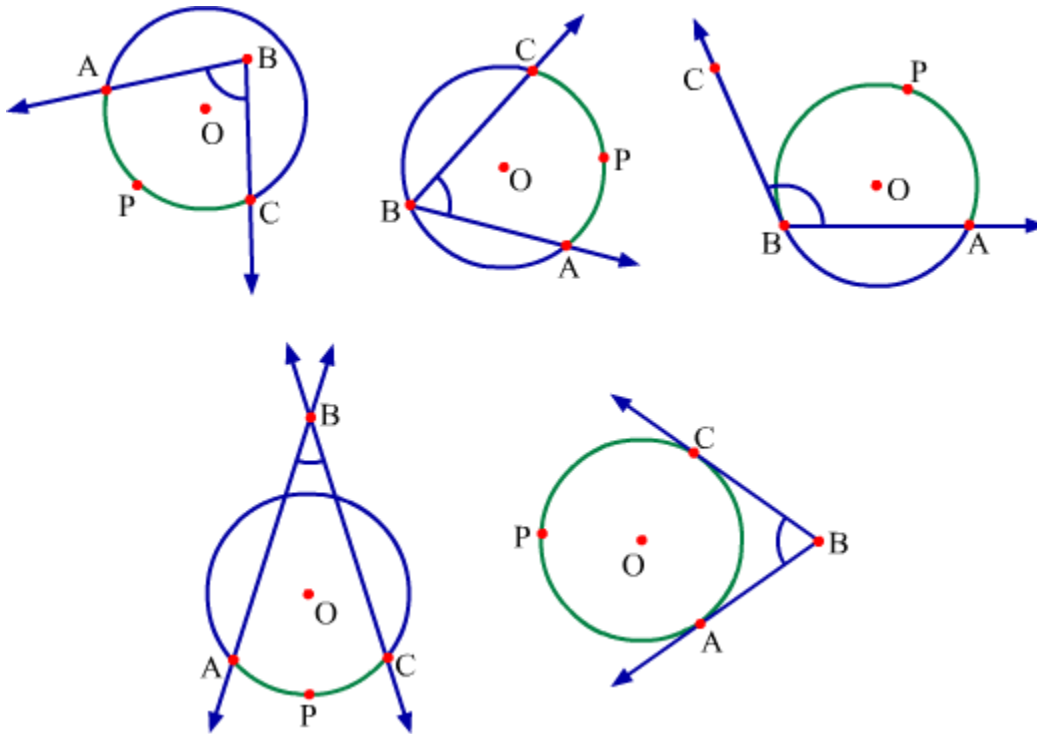


In this figure, vertex Q of  $\angle PQR$  lies on the arc PSR. So,  $\angle PQR$  is inscribed in the arc PSR or arc PQR.

**Intercepted arc:**

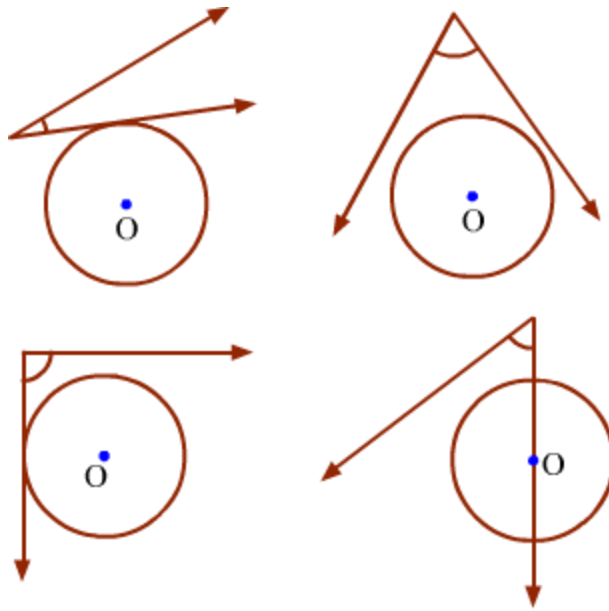
**If an angle and an arc of a circle are given such that each arm of the angle contains an end point of the arc and all points of the arc except the end points lies in the interior of the angle, then the arc is said to be intercepted by the angle.**

Look at the figures given below:



In each figure, the intercepted arc is coloured green.

Now, observe the following figures.

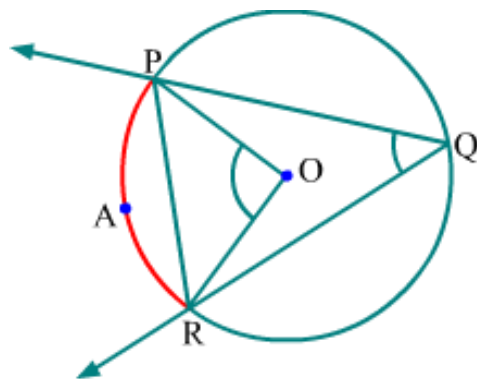


In these figures, angle and arc do not satisfy the conditions given in the definition, so there is no intercepted arc.

**Angle subtended by an arc and central angle:**

**If an angle has its vertex on a circle and both of its arms intersect the circle at points other than vertex, then it is said that the angle is subtended by its intercepted arc.**

Let us consider the following figure.



Here,  $\angle PQR$  intercepts the arc  $PAR$ . Thus, it can be said that  $\angle PQR$  is subtended by arc  $PAR$  at a point  $Q$  on the circle.

It can be observed that  $\angle PQR$  is inscribed in the arc  $PQR$ .

So, it can be said that:

**The angle subtended by intercepted arc to any point on the circle acts as the inscribed angle for the arc formed by the remaining part of the circle.**

Also, the arc PAR subtends  $\angle POR$  to the centre.

**The angle subtended by an arc to the centre is called central angle.**

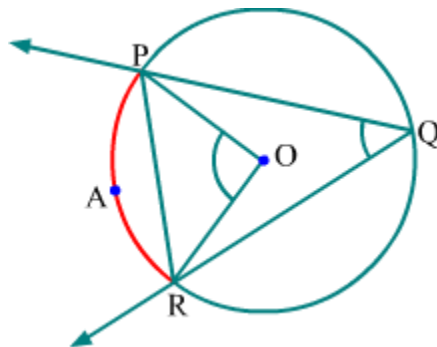
Thus,  $\angle POR$  is the central angle in the above figure.

**Measures of minor and major arcs:**

The measure of the central angle corresponding to the minor arc is also the measure of minor arc.

Measure of major arc =  $360^\circ$  – Measure of corresponding minor arc

Observe the following figure.



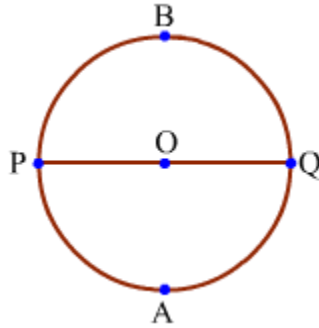
According to the above figure, we have

Measure of minor arc PAR = Central angle =  $\angle POQ$

Measure of major arc PQR =  $360^\circ$  – Measure of corresponding minor arc =  $360^\circ$  –  $\angle POQ$

**Measure of semicircular arc:**

The measure of a semicircular arc is always  $180^\circ$ .

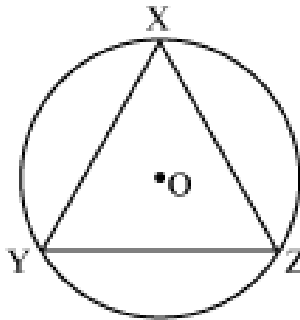


In the above figure, measure of both the semicircular arcs PBQ and PAQ is  $180^\circ$ .

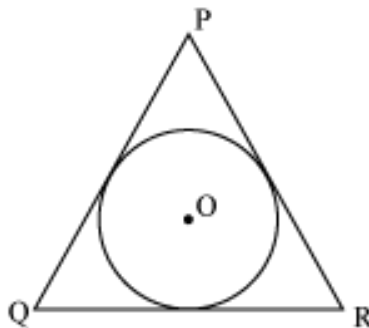
We will now study two terms which relate circles and triangles:

1. Circumcircle of a triangle
2. Incircle of a triangle

A circle which passes through all the three vertices of a triangle is called the **circumcircle** of the triangle.



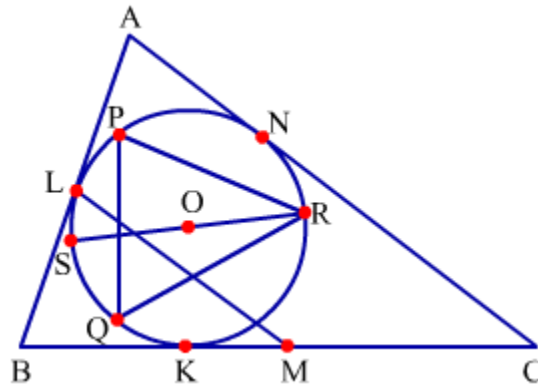
A circle (drawn inside a triangle) which touches all the three sides of the triangle is called the **incircle** of the triangle.



Let us solve some problems to understand these concepts better.

**Example 1:**

Observe the following figure.



With respect to the given figure, name the

1. Triangle for which the given circle is an incircle.
2. Triangle for which the given circle is a circumcircle.
3. Chord(s) of the given circle and their respective major and minor arcs.
4. Tangent(s) to the given circle.
5. Secant(s) to the given circle.
6. Semicircular arcs

**Solution:**

1. The given circle is an incircle for  $\triangle ABC$ .
2. The given circle is a circumcircle for  $\triangle PQR$ .
3. Chords of the given circle and their respective major and minor arcs are as follows:

Chord PQ; major arc PRQ and minor arc PLQ

Chord QR; major arc QPR and minor arc QKR

Chord RP; major arc RQP and minor arc RNP

4. Tangents to the given circle are AB, BC and CA.

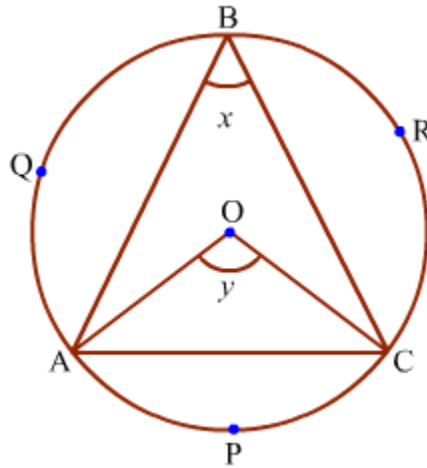
5. Secant to the given circle is LM.

6. RS is the diameter which forms semicircular arcs SPR (can also be named as SLR and SNR) and SKR

(can also be named as SQR).

**Example 2:**

Observe the following figure.



Find the following attributes from the figure.

1. Angle subtended by arc BRC to the circle.
2. Angle subtended by arc APC to the centre.
3. Arc intercepted by  $\angle BCA$ .
4. Angle inscribed in arc BQC.
5. Measure of minor arc APC.
6. Measure of major arc ABC.

**Solution:**

1. Angle subtended by arc BRC to the circle =  $\angle BAC$
2. Angle subtended by arc APC to the circle =  $\angle ABC = x$
3. Arc intercepted by  $\angle BCA$  = arc BQA
4. Angle inscribed in arc BQC =  $\angle BAC$
5. Measure of minor arc APC = Measure of  $\angle AOC = y$
6. Measure of major arc ABC =  $360^\circ - \text{Measure of } \angle AOC = 360^\circ - y$

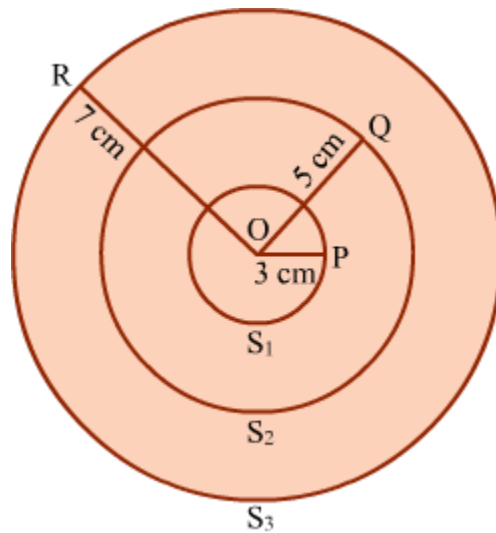
## Concentric and Congruent Circles, Secant and Tangent

A circle is a simple closed curve. It exhibits various interesting properties which make it a special geometric figure.

Let us discuss the same.

**Concentric circles:**

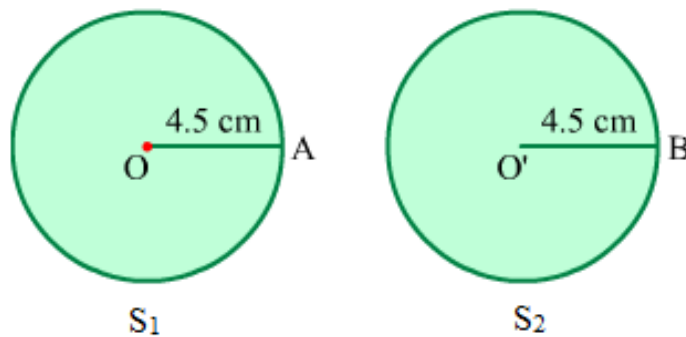
**Circles with the same centre but different radii are called concentric circles.**



In the above figure, three circles  $S_1$ ,  $S_2$  and  $S_3$  have the same centre  $O$  but different radii  $OP$ ,  $OQ$  and  $OR$  such that  $OR > OQ > OP$ . These circles are concentric circles.

**Congruent circles:**

**Circles with same radii are called congruent circles.**

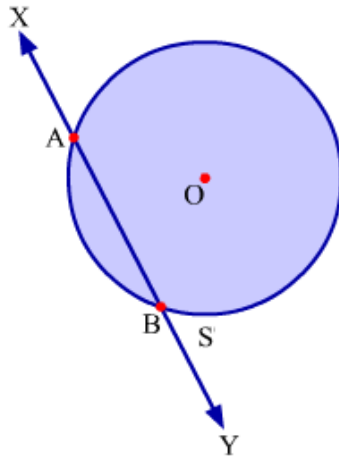


In the above figure,  $OA$  and  $O'B$  are the radii of the circles  $S_1$  and  $S_2$  such that  $OA = O'B = 4.5$  cm. Thus, these circles are congruent to each other.

**Secant:**

A straight line, which cuts the circle at two different points, is called secant.

Look at the following figure.



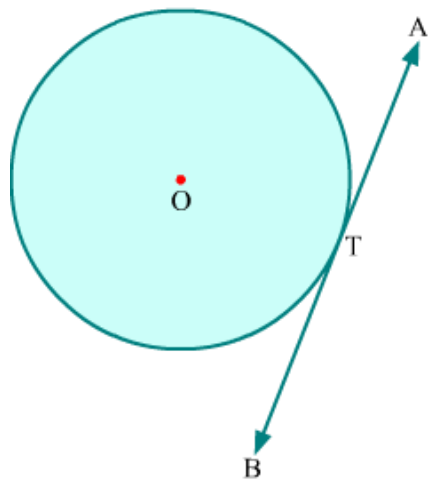
In the figure, line  $XY$  intersects the circle at points  $A$  and  $B$ . This line is called a **secant** to the circle.

### **Tangent:**

**A line that meets a circle at one and only one point is called a tangent to the circle. The point where the tangent touches the circle is called the point of contact.**

Tangent is a special case of a secant.

Consider the following figure.



**What do you observe in this figure?**

Here, line  $AB$  touches the circle at point  $T$ . Thus, line  $AB$  is a tangent to the circle and  $T$  is the point of contact.

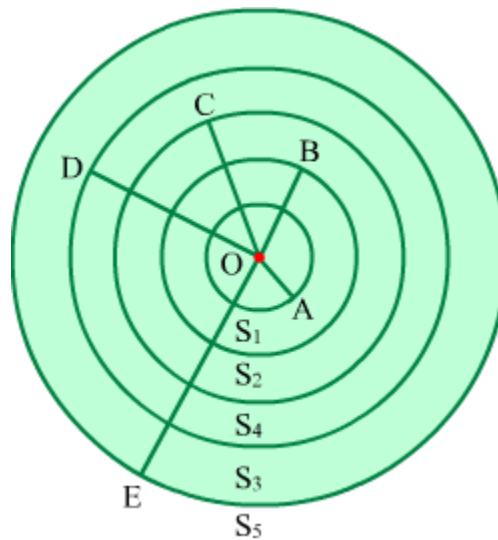
To understand the concepts better, let us go through some examples.

**Example 1:**

**Draw 5 concentric circles with radii 2 cm, 3 cm, 4 cm, 5 cm and 6 cm.**

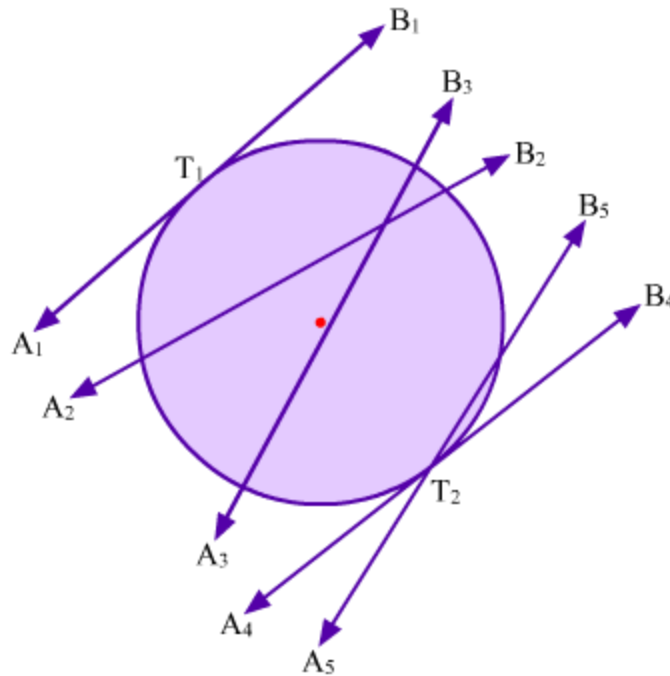
**Solution:**

The five circles  $S_1$ ,  $S_2$ ,  $S_3$ ,  $S_4$  and  $S_5$  with radii  $OA = 2$  cm,  $OB = 3$  cm,  $OC = 4$  cm,  $OD = 5$  cm and  $OE = 6$  cm are shown in the following figure.



**Example 2:**

**In the following figure, name the secants and tangents.**



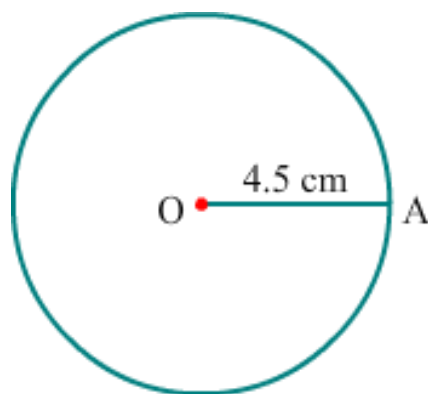
**Solution:**

In the figure, lines  $A_2B_2$ ,  $A_3B_3$  and  $A_5B_5$  cut the circle at two different points. Therefore, they are secants.

Lines  $A_1B_1$  and  $A_4B_4$  meet the circle only at points  $T_1$  and  $T_2$ . Therefore,  $A_1B_1$  and  $A_4B_4$  are tangents to the circle.

**Example 3:**

**A circle of radius 4.5 cm is given below.**



**Draw:**

**(i) a circle congruent to the given circle**

**(ii) a secant on the given circle**

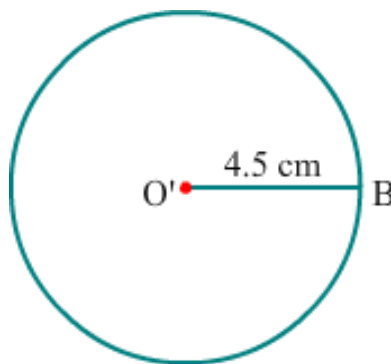
**(iii) a tangent to the given circle**

**Solution:**

(i) Circles having equal radii are congruent circles.

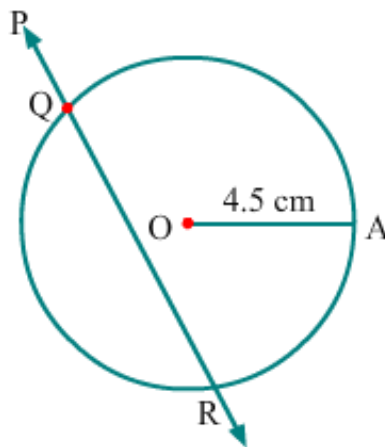
Therefore, a circle congruent to the given circle can be drawn by taking its radius as 4.5 cm.

The required circle is shown below:



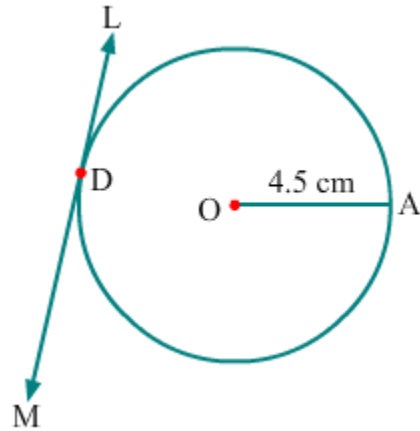
(ii) A straight line which cuts the circle at two points is called a secant.

Secant PR can be drawn on the given circle as follows:



(iii) A straight line which touches the circle at one point only is called a tangent.

Tangent LM can be drawn to the given circle as follows:

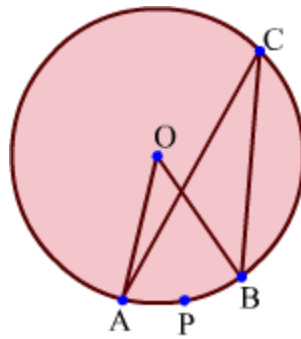


## Relation between Angles Subtended by an Arc at The Centre and Anywhere on the Circle

### Observing the Angles Subtended by an Arc at the Centre and on the Circle

We know that an infinite number of points lie on the circumference of a circle. The portion of circumference between any two such points is known as an **arc**. Every arc subtends an angle at the centre and a particular angle at any point on the circle.

Let us consider any angle  $\angle ACB$  inscribed in the major arc  $ACB$  of a circle having centre at point  $O$  as shown below.



It can be seen that the arc  $APB$  is intercepted by  $\angle ACB$ .

Also, the arc  $APB$  subtends  $\angle AOB$  at the centre. Thus,  $\angle AOB$  is the measure of arc  $APB$ .

In other words,  $\angle AOB$  and  $\angle ACB$  are subtended by the same arc  $APB$  at the centre  $O$  and at any point  $C$  on the circle respectively.

There is a relation between  $\angle AOB$  (measure of intercepted arc) and  $\angle ACB$  (inscribed angle).

In this lesson, we will learn the theorem defining the relation between these two types of angles. We will also solve some examples related to the same.

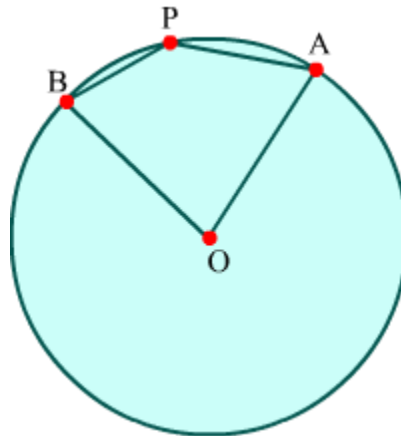
## Relation between the Angles Subtended by an Arc at the Centre and on the Circle

### Know More

The relation between the angles subtended by an arc at the centre and on the circumference of a circle is known as the **central angle theorem**.

This relation holds true only when the inscribed angle (i.e., the angle subtended at the circumference) is in the major arc. If, however, the inscribed angle is in the minor arc (as is  $\angle BPA$  in the following figure), then its relation with the central angle (i.e., the angle at the centre) is given by the formula:

$$\text{Inscribed angle} = 180^\circ - \left( \frac{\text{Central angle}}{2} \right)$$



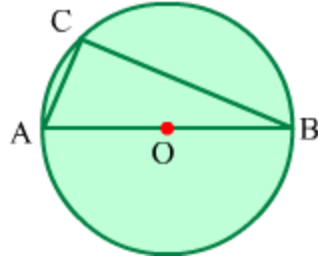
### Verification of the Property

#### Angle in a Semicircle is a Right Angle

**Statement:** Angle in a semicircle is a right angle.

**Given:** A circle with centre O and diameter AB

**To prove:**  $\angle ACB = 90^\circ$



**Proof:** We know that the angle subtended by an arc at the centre of a circle is twice the angle subtended by it at the circumference of the circle.

$$\therefore \angle AOB = 2\angle ACB$$

$$\Rightarrow 2\angle ACB = 180^\circ (\because AOB \text{ is a straight line})$$

$$\Rightarrow \angle ACB = 90^\circ$$

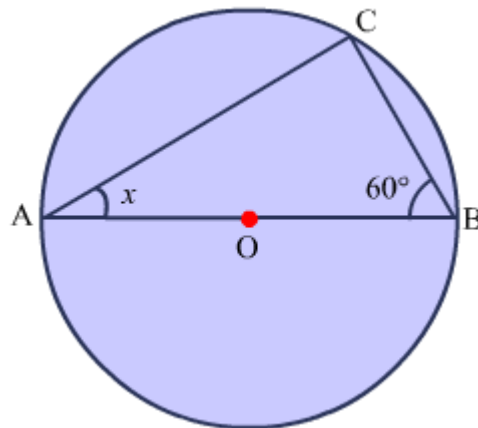
Now, AB is the diameter of the circle and it divides the circle into two semicircles.  $\angle ACB$  is inscribed in the semicircle. Hence, an angle in a semicircle is a right angle.

### Solved Examples

#### Easy

#### Example 1:

Find the value of  $x$  in the given circle with centre O and diameter AB.



#### Solution:

We know that an angle in a semicircle is a right angle.

$\therefore \angle ACB = 90^\circ$  ( $\because$  AB is the diameter of the circle)

On using the angle sum property in  $\triangle ACB$ , we get:

$$\angle ACB + \angle CBA + \angle BAC = 180^\circ$$

$$\Rightarrow 90^\circ + 60^\circ + x = 180^\circ$$

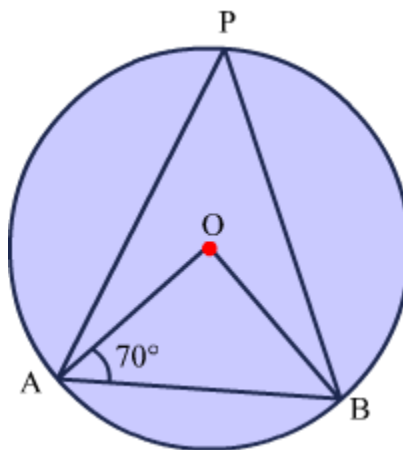
$$\Rightarrow 150^\circ + x = 180^\circ$$

$$\Rightarrow x = 180^\circ - 150^\circ$$

$$\Rightarrow x = 30^\circ$$

### Example 2:

Find the measure of  $\angle APB$  in the given circle.



### Solution:

In  $\triangle OAB$ , we have:

$OA = OB$  (Radii of the circle)

$\Rightarrow \angle OBA = \angle OAB = 70^\circ$  ( $\because$  Angles opposite equal sides are equal)

Using the angle sum property in  $\triangle OAB$ , we get:

$$\angle OAB + \angle OBA + \angle AOB = 180^\circ$$

$$\Rightarrow 70^\circ + 70^\circ + \angle AOB = 180^\circ$$

$$\Rightarrow 140^\circ + \angle AOB = 180^\circ$$

$$\Rightarrow \angle AOB = 180^\circ - 140^\circ$$

$$\Rightarrow \angle AOB = 40^\circ$$

We know that the angle subtended by an arc at the centre of a circle is double the angle subtended by it at the circumference of the circle. In the given circle, arc AB subtends  $\angle AOB$  at the centre and  $\angle APB$  at the circumference.

$$\text{So, } \angle AOB = 2\angle APB$$

$$\Rightarrow 40^\circ = 2\angle APB$$

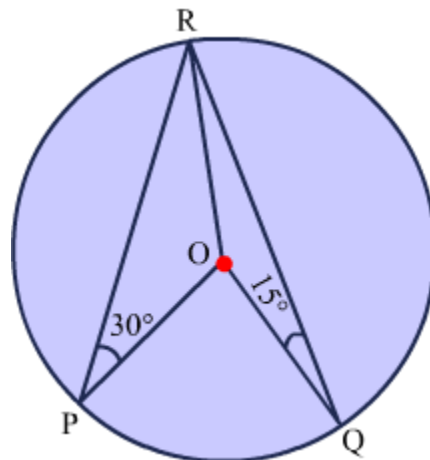
$$\Rightarrow \angle APB = \frac{40^\circ}{2}$$

$$\Rightarrow \angle APB = 20^\circ$$

### Medium

#### Example 1:

Find the measure of  $\angle POQ$  in the given circle.



#### Solution:

In the given circle,  $\angle OPR = 30^\circ$  and  $\angle OQR = 15^\circ$ .

In  $\triangle OPR$ , we have:

$OP = OR$  (Radii of the circle)

$\Rightarrow \angle ORP = \angle OPR = 30^\circ$  ( $\because$  **Angles opposite equal sides are equal**)

Similarly, we can find that  $\angle ORQ = \angle OQR = 15^\circ$

Now,  $\angle PRQ = \angle ORP + \angle ORQ$

$\Rightarrow \angle PRQ = 30^\circ + 15^\circ$

$\Rightarrow \angle PRQ = 45^\circ$

We know that the angle subtended by an arc at the centre of a circle is double the angle subtended by it at the circumference of the circle. In the given circle, arc PQ subtends  $\angle POQ$  at the centre and  $\angle PRQ$  at the circumference.

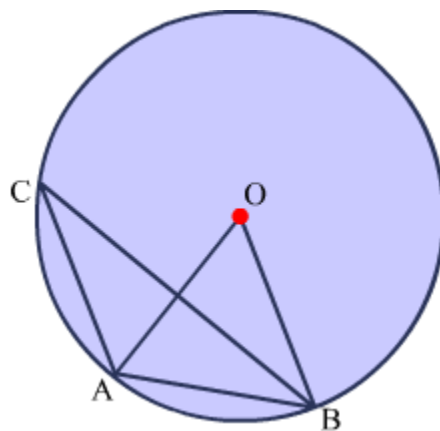
So,  $\angle POQ = 2\angle PRQ$

$\Rightarrow \angle POQ = 2 \times 45^\circ$

$\Rightarrow \angle POQ = 90^\circ$

### **Example 2:**

In the given circle with centre O, chord AB is equal to the radius of the circle. Find the measure of  $\angle ACB$ .



### **Solution:**

It is given that chord AB is equal to the radius of the circle.

So,  $AB = OA = OB$  ( $\because$  OA and OB are radii of the circle)

Thus,  $\triangle OAB$  is equilateral.

$\Rightarrow \angle AOB = 60^\circ$  ( $\because$  Each angle of an equilateral triangle measures  $60^\circ$ )

We know that the angle subtended by an arc at the centre of a circle is double the angle subtended by it at the circumference of the circle. In the given circle, arc AB subtends  $\angle AOB$  at the centre and  $\angle ACB$  at the circumference.

So,  $\angle AOB = 2\angle ACB$

$\Rightarrow 60^\circ = 2\angle ACB$

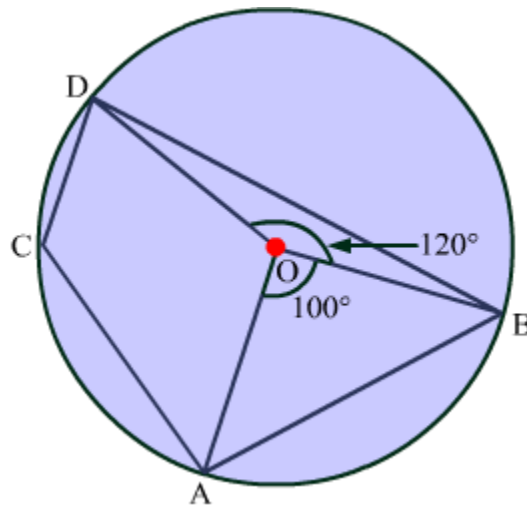
$$\Rightarrow \angle ACB = \frac{60^\circ}{2}$$

$\Rightarrow \angle ACB = 30^\circ$

**Hard**

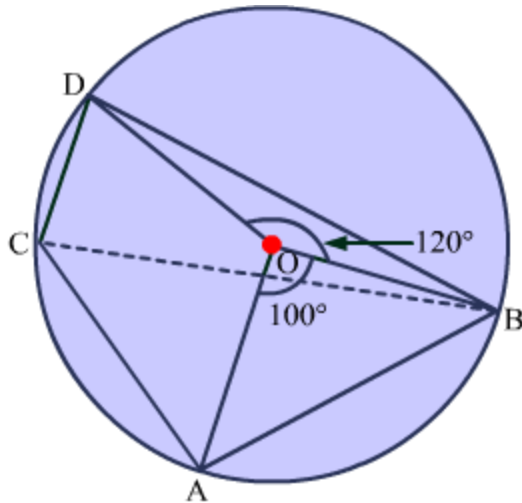
**Example 1:**

Find the measure of  $\angle ACD$  in the given circle.



**Solution:**

**Construction:** Join B to C.



We know that the angle subtended by an arc at the centre of a circle is double the angle subtended by it at the circumference of the circle.

In the given circle, arc AB subtends  $\angle AOB$  at the centre and  $\angle ACB$  at the circumference.

So,  $\angle AOB = 2\angle ACB$

$\Rightarrow 100^\circ = 2\angle ACB$

$\Rightarrow \angle ACB = \frac{100^\circ}{2}$

$\Rightarrow \angle ACB = 50^\circ$

Also, arc BD subtends  $\angle BOD$  at the centre and  $\angle BCD$  at the circumference.

So,  $\angle BOD = 2\angle BCD$

$\Rightarrow 120^\circ = 2\angle BCD$

$\Rightarrow \angle BCD = \frac{120^\circ}{2}$

$\Rightarrow \angle BCD = 60^\circ$

Now,  $\angle ACD = \angle ACB + \angle BCD$

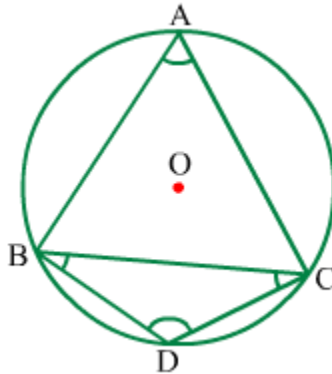
$\Rightarrow \angle ACD = 50^\circ + 60^\circ$

$$\Rightarrow \angle ACD = 110^\circ$$

## Angles in the Major and Minor Segments

We know that the chord of a circle divides it into two regions. These regions are called **segments of the circle** and are classified as the **major segment** and the **minor segment**.

Observe the given circle.



In this circle,  $\angle BAC$  lies in the major segment whereas  $\angle BDC$  lies in the minor segment. It can be seen that  $\angle BAC$  is an acute angle while  $\angle BDC$  is an obtuse angle.

So, it can be concluded that the angle lying in the major segment is an acute angle and the angle lying in the minor segment is an obtuse angle. This statement is true for all major and minor segments in a circle.

**There is no relation between angles in different segments, but what about the angles in the same segment?**

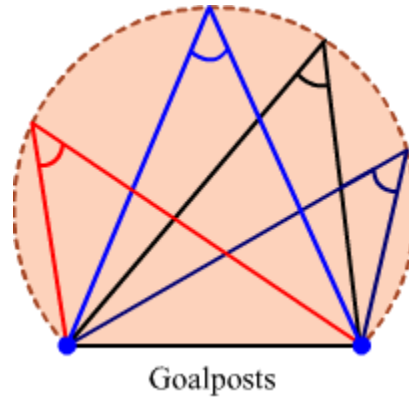
In this lesson, we will learn about the angles in the same segment of a circle and the relation between them. We will also solve some examples dealing with the same.

### Angles in the Same Segment

#### Did You Know?

#### Angle for scoring a goal in soccer

The angle of every possible shot to score a goal is constant for all positions on the same arc of a circle; however, the distance of a shot changes with change in position.



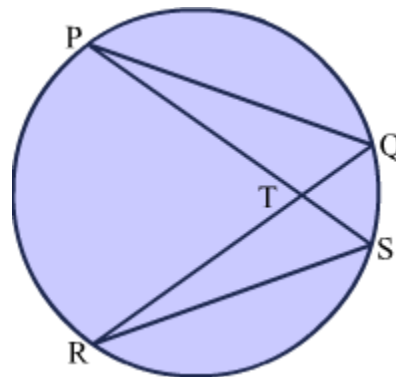
## Proof of the Theorem

## Solved Examples

### Easy

#### Example 1:

In the given circle, chords PQ and RS are equal and chords PS and QR intersect at point T. Show that  $PT = RT$  and  $TQ = TS$ .



#### Solution:

In  $\Delta PQT$  and  $\Delta RST$ , we have:

$$PQ = RS(\text{Given})$$

$$\angle TPQ = \angle TRS(\because \text{Angles in the same segment of a circle are equal})$$

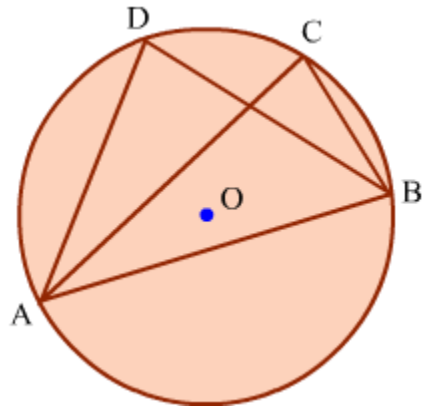
$$\text{Similarly, } \angle TQP = \angle TSR$$

$$\therefore \Delta PQT \cong \Delta RST(\text{By the ASA congruence criterion})$$

$\Rightarrow PT = RT$  and  $TQ = TS$  (By CPCT)

**Example 2:**

In the given circle, find the value of  $\angle DAB$  if  $\angle BCA = 80^\circ$  and  $DA = DB$ .



**Solution:**

From the figure, we have:

$\angle BCA = \angle BDA = 80^\circ$  ( $\because$  Angles in the same segment of a circle are equal)

$DA = DB$  (Given)

$\Rightarrow \angle DBA = \angle DAB \dots (1)$  [ $\because$  Angles opposite equal sides are equal]

On using the angle sum property in  $\triangle ADB$ , we get:

$$\angle DAB + \angle DBA + \angle BDA = 180^\circ$$

$$\Rightarrow 2\angle DAB + 80^\circ = 180^\circ \text{ (By equation 1)}$$

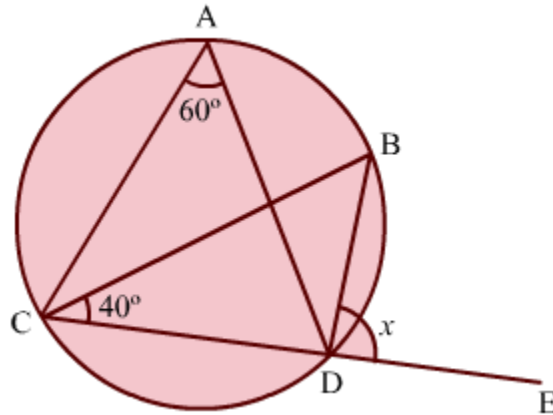
$$\Rightarrow 2\angle DAB = 180^\circ - 80^\circ$$

$$\Rightarrow 2\angle DAB = 100^\circ$$

$$\Rightarrow \angle DAB = 50^\circ$$

**Example 3:**

What is the value of  $x$  in the given figure?



**Solution:**

We know that angles in the same segment are equal.

$$\therefore \angle CAD = \angle CBD = 60^\circ$$

Now,  $\angle BDE$  is an exterior angle of  $\triangle BCD$ .

So,  $\angle BDE = \angle CBD + \angle DCB$  ( $\because$  Exterior angle equals sum of interior opposite angles)

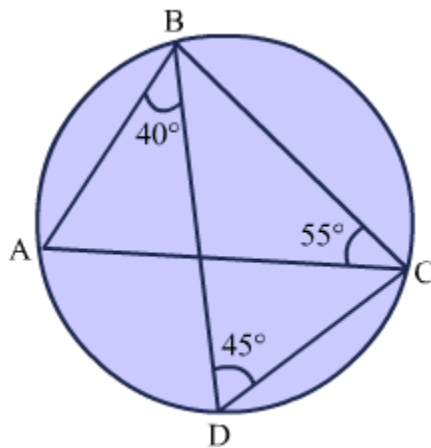
$$\Rightarrow x = 60^\circ + 40^\circ$$

$$\Rightarrow x = 100^\circ$$

**Medium**

**Example 1:**

What are the measures of  $\angle BAC$ ,  $\angle ACD$ ,  $\angle ABC$ , and  $\angle DBC$ ?



**Solution:**

We know that angles in the same segment are equal.

$$\text{So, } \angle BAC = \angle BDC = 45^\circ$$

$$\text{Similarly, } \angle ABD = \angle ACD = 40^\circ$$

On using the angle sum property in  $\triangle ABC$ , we get:

$$\angle ABC + \angle BAC + \angle ACB = 180^\circ$$

$$\Rightarrow \angle ABC + 45^\circ + 55^\circ = 180^\circ$$

$$\Rightarrow \angle ABC + 100^\circ = 180^\circ$$

$$\Rightarrow \angle ABC = 180^\circ - 100^\circ$$

$$\Rightarrow \angle ABC = 80^\circ$$

$$\text{Now, } \angle ABC = \angle ABD + \angle DBC$$

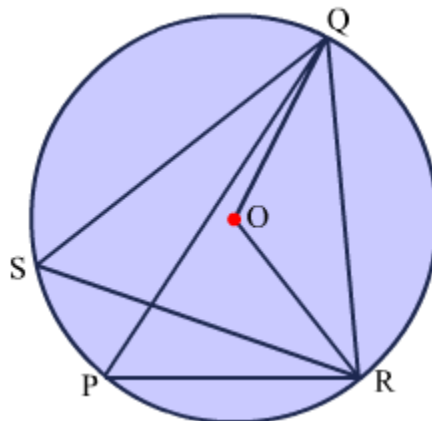
$$\Rightarrow 80^\circ = 40^\circ + \angle DBC$$

$$\Rightarrow \angle DBC = 80^\circ - 40^\circ$$

$$\Rightarrow \angle DBC = 40^\circ$$

**Example 2:**

In the given circle with centre O,  $\angle PQR = 37^\circ$  and  $\angle QRP = 83^\circ$ . What are the measures of  $\angle RSQ$  and  $\angle ROQ$ ?



**Solution:**

On using the angle sum property in  $\Delta PQR$ , we get:

$$\angle PQR + \angle QRP + \angle RPQ = 180^\circ$$

$$\Rightarrow 37^\circ + 83^\circ + \angle RPQ = 180^\circ$$

$$\Rightarrow 120^\circ + \angle RPQ = 180^\circ$$

$$\Rightarrow \angle RPQ = 180^\circ - 120^\circ$$

$$\Rightarrow \angle RPQ = 60^\circ$$

We know that angles in the same segment are equal.

$$\therefore \angle RPQ = \angle RSQ = 60^\circ$$

We also know that the angle subtended by an arc at the centre of a circle is double the angle subtended by it at the circumference of the circle.

$$\text{So, } \angle ROQ = 2\angle RSQ$$

$$\Rightarrow \angle ROQ = 2 \times 60^\circ$$

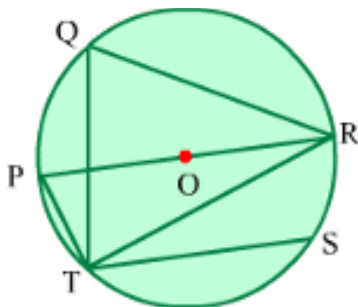
$$\Rightarrow \angle ROQ = 120^\circ$$

**Hard**

**Example 1:**

In the given circle,  $\angle TQR = 70^\circ$  and  $PR$  is the diameter. If  $TS \parallel PR$ , then find the measure

of  $\angle STR$ .



**Solution:**

We know that angles in the same segment are equal.

$$\therefore \angle TQR = \angle TPR = 70^\circ$$

We also know that an angle in a semicircle is a right angle.

$$\therefore \angle RTP = 90^\circ \quad (\because PR \text{ is the diameter})$$

On using the angle sum property in  $\Delta RTP$ , we obtain:

$$\angle TPR + \angle RTP + \angle PRT = 180^\circ$$

$$\Rightarrow 70^\circ + 90^\circ + \angle PRT = 180^\circ$$

$$\Rightarrow 160^\circ + \angle PRT = 180^\circ$$

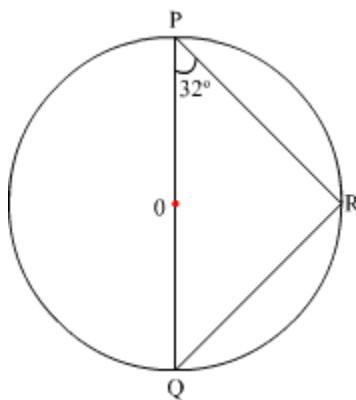
$$\Rightarrow \angle PRT = 20^\circ$$

Now,  $PR \parallel TS$  and  $RT$  is the transversal.

So,  $\angle STR = \angle PRT = 20^\circ$  ( $\because$  Alternate angles are equal)

**Angle in a Semicircle is a Right Angle**

Consider the circle given below.



**Can we find the measure of  $\angle PQR$ ?**

Let us try and find out.

Observe that a  $\Delta PQR$  is formed inside the circle. We know that the sum of all the angles in a triangle is  $180^\circ$ .

However, in  $\Delta PQR$ , we only know the measure of  $\angle RPQ$ . Hence, to find the measure of  $\angle PQR$ , we must first know the measure of  $\angle QRP$ .

Observe that  $\angle QRP$  is an angle in a semi-circle.

There is an important theorem related to angle in a semi-circle. It states that

**An angle in a semi-circle is a right angle.**

Using this theorem, we can say that  $\angle QRP = 90^\circ$

From  $\Delta PQR$ , we obtain

$$\angle PQR + \angle QRP + \angle RPQ = 180^\circ$$

$$\angle PQR + 90^\circ + 32^\circ = 180^\circ$$

$$\angle PQR = 180^\circ - 90^\circ - 32^\circ = 58^\circ$$

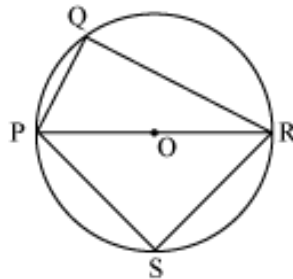
Thus, we find that the measure of  $\angle PQR$  is  $58^\circ$ .

In this manner we use the theorem related to angle in semi-circle to solve various problems.

Let us now solve a few more problems to understand this concept better.

### Example 1

In the given figure,  $\Delta PRS$  is an isosceles triangle in which  $PS = SR$ . Find the measure of  $\angle QRS$  if  $\angle QPS = 110^\circ$  and  $\angle QPR = 65^\circ$ .



**Solution:**

It is given that  $\angle QPS = 110^\circ$  and  $\angle QPR = 65^\circ$ . Therefore,

$$\angle RPS = 110^\circ - 65^\circ = 45^\circ$$

$$PS = SR \text{ [Given]}$$

We also know that the sides opposite to equal angles are equal. Therefore,

$$\angle PRS = \angle RPS$$

$$\therefore \angle PRS = 45^\circ$$

We know that the angle in a semi-circle is a right angle.

$$\therefore \angle PQR = \angle PSR = 90^\circ$$

Consider  $\triangle PQR$ .

$$\angle PQR + \angle PRQ + \angle QPR = 180^\circ \text{ (Using angle sum property of triangles)}$$

$$\Rightarrow 90^\circ + \angle PRQ + 65^\circ = 180^\circ$$

$$\Rightarrow \angle PRQ = 25^\circ$$

Consider  $\triangle PRS$ .

$$\angle PRS + \angle PSR + \angle RPS = 180^\circ \text{ (Using angle sum property of triangles)}$$

$$\Rightarrow \angle PRS + 90^\circ + 45^\circ = 180^\circ$$

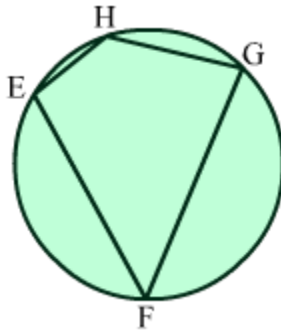
$$\Rightarrow \angle PRS = 45^\circ$$

$$\text{Thus, } \angle QRS = \angle PRQ + \angle PRS = 25^\circ + 45^\circ = 70^\circ$$

## Properties of Cyclic Quadrilaterals

### Cyclic Quadrilaterals

We know that points lying on the same circle are called concyclic points. Let us consider four concyclic points, say E, F, G and H, and the circle passing through them. If we join the four points, then we get a quadrilateral as is shown in the figure below.



A quadrilateral whose vertices lie on a circle or through whose vertices it is possible to draw a circle is known as a **cyclic quadrilateral**. In the given figure, the vertices E, F, G and H lie on a circle; hence, EFGH is a cyclic quadrilateral. The circle on which the quadrilateral lies is called a circumcircle.

Cyclic quadrilaterals are a little different from regular quadrilaterals as they exhibit a few special properties. In this lesson, we will discuss these properties of cyclic quadrilaterals and solve some problems based on them.

### Did You Know?

If a cyclic quadrilateral has unequal rational sides in either arithmetic or geometric progression, then there does not exist any cyclic quadrilateral with rational area.

### Know More

- A cyclic quadrilateral is also called **chordal quadrilateral** because the sides of the quadrilateral are chords of the circumcircle. Another name for this quadrilateral is **concyclic quadrilateral**.
- If the opposite sides of a cyclic quadrilateral are extended to meet, say at points E and F, then the internal angle bisectors of the angles formed at points E and F are perpendicular.
- The opposite sides and the diagonals of a cyclic quadrilateral ABCD are related as:  $AC \cdot BD = AD \cdot BC + AB \cdot CD$ . This relationship is known as **Ptolemy's theorem**.
- The area of a cyclic quadrilateral is  $\sqrt{(s-a)(s-b)(s-c)(s-d)}$ , where  $a, b, c$  and  $d$  are the lengths of the sides of the cyclic quadrilateral and  $s = \frac{a+b+c+d}{2}$ .

### Whiz Kid

- In a cyclic quadrilateral ABCD with circum centre O, if the diagonals AC and BD intersect at point P, then  $\angle APB$  is the arithmetic mean of  $\angle AOB$  and  $\angle COD$ .

- Four line segments are concurrent if each is perpendicular to one side of a cyclic quadrilateral and passes through the midpoint of the opposite side. These line segments are called **maltitudes**, which means 'midpoint altitudes'.

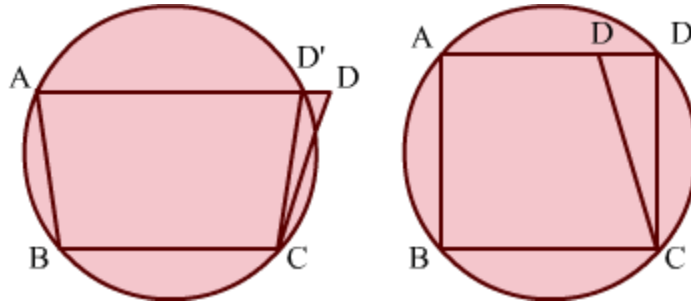
### Proving the Converse of Property

**Statement:** If the opposite angles of a quadrilateral are supplementary, then the quadrilateral is cyclic.

**Given:** A quadrilateral ABCD with  $\angle ABC + \angle ADC = 180^\circ$  and  $\angle BAD + \angle BCD = 180^\circ$

**To prove:** ABCD is a cyclic quadrilateral.

**Proof:** Let us assume that ABCD is not a cyclic quadrilateral. Suppose a circle passes through the three non-collinear points A, B and C and meets AD or AD produced, at D'.



Now, on joining D' to C, we get the cyclic quadrilateral ABCD'.

In ABCD', we have:

$\therefore \angle ABC + \angle AD'C = 180^\circ$  ( $\because$  Opposite angles of a cyclic quadrilateral are supplementary)

But  $\angle ABC + \angle ADC = 180^\circ$  (Given)

$\therefore \angle AD'C = \angle ADC$ , which can be possible only if D and D' coincide

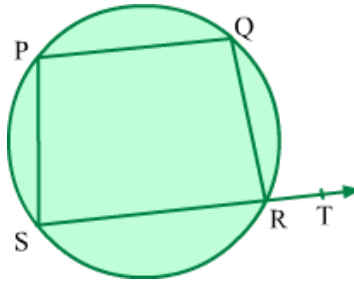
Thus, the circle passing through points A, B and C also passes through point D.  
Therefore, ABCD is a cyclic quadrilateral.

### Proving that the Exterior Angle of a Cyclic Quadrilateral Is Equal to the Interior Opposite Angle

**Statement:** The exterior angle of a cyclic quadrilateral is equal to the interior opposite angle.

**Given:** A cyclic quadrilateral PQRS with side SR extended up to point T

**To prove:**  $\angle QRT = \angle QPS$ .



**Proof:** We know that the opposite angles of a cyclic quadrilateral are supplementary.

$$\therefore \angle QPS + \angle QRS = 180^\circ \dots (1)$$

$$\text{Also, } \angle QRT + \angle QRS = 180^\circ \dots (2) \text{ [Linear pair of angles]}$$

From equations (1) and (2), we obtain:

$$\angle QPS + \angle QRS = \angle QRT + \angle QRS$$

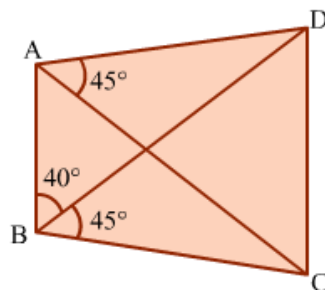
$$\Rightarrow \angle QPS = \angle QRT$$

### Solved Examples

#### Easy

#### Example 1:

What is the measure of  $\angle ADC$  in the given figure?



#### Solution:

In the figure,  $\angle CAD = \angle CBD = 45^\circ$

We know that if a line segment joining two points subtends equal angles at two other points lying on the same side of the line segment, then the four points are concyclic.

Therefore, A, B, C and D are concyclic points and ABCD is a cyclic quadrilateral.

We know that in a cyclic quadrilateral, opposite angles are supplementary.

$$\text{So, } \angle ABC + \angle ADC = 180^\circ$$

$$\Rightarrow (40^\circ + 45^\circ) + \angle ADC = 180^\circ$$

$$\Rightarrow 85^\circ + \angle ADC = 180^\circ$$

$$\Rightarrow \angle ADC = 180^\circ - 85^\circ$$

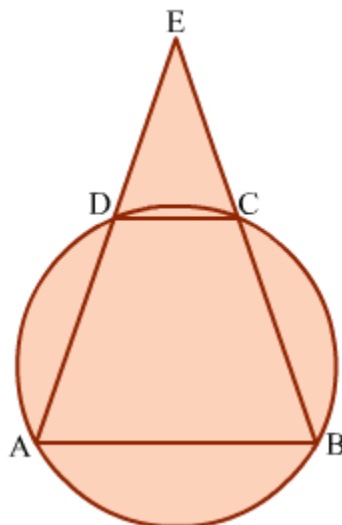
$$\Rightarrow \angle ADC = 95^\circ$$

**Example 2:**

In  $\triangle AEB$ ,  $AE = BE$ . A circle passing through points A and B intersects AE and BE at points D and C respectively. Prove that the line segment DC is parallel to AB.

**Solution:**

The figure for the given problem can be drawn as is shown.



In  $\triangle AEB$ , we have:

$$AE = BE \text{ (Given)}$$

$\Rightarrow \angle EBA = \angle EAB \dots (1)$  [ $\because$  Angles opposite equal sides of a triangle are equal]

Now, ABCD lies on a circle; so, it is a cyclic quadrilateral. We know that the exterior angle of a cyclic quadrilateral is equal to the interior opposite angle.

So,  $\angle EDC = \angle CBA$

$\Rightarrow \angle EDC = \angle EBA \dots (2)$  [ $\because \angle CBA = \angle EBA$ ]

From equations (1) and (2), we obtain:

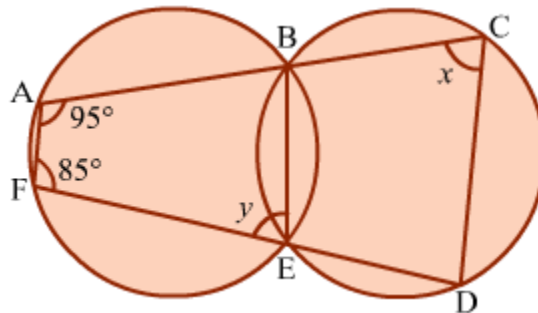
$\angle EDC = \angle EAB$

We can see that line segments DC and AB are cut by the transversal EA.  $\angle EDC$  and  $\angle EAB$  are equal corresponding angles. Therefore, by the converse of the corresponding angles axiom, we can say that DC is parallel to AB.

### Medium

#### Example 1:

Find the values of  $x$  and  $y$  in the given figure.



#### Solution:

In the figure, we have two cyclic quadrilaterals ABEF and BCDE.

In ABEF, we have:

$\angle BAF + \angle BEF = 180^\circ$  ( $\because$  Opposite angles of a cyclic quadrilateral are supplementary)

$\Rightarrow 95^\circ + y = 180^\circ$

$\Rightarrow y = 180^\circ - 95^\circ$

$$\Rightarrow y = 85^\circ$$

In BCDE, we have:

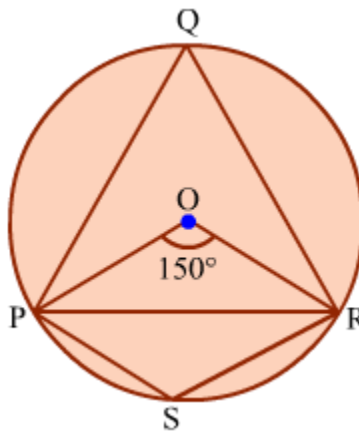
$\angle BEF = \angle BCD$  ( $\because$  Exterior angle of a cyclic quadrilateral equals interior opposite angle)

$$\Rightarrow y = x$$

$$\Rightarrow x = 85^\circ$$

### Example 2:

What is the measure of  $\angle PSR$  in the given figure?



### Solution:

We know that the angle subtended by an arc at the centre of a circle is double the angle subtended by it at the circumference of the circle.

$$\text{So, } \angle POR = 2\angle PQR$$

$$\Rightarrow \angle PQR = \frac{1}{2} \angle POR$$

$$\Rightarrow \angle PQR = \frac{1}{2} \times 150^\circ$$

$$\Rightarrow \angle PQR = 75^\circ \dots (1)$$

Now, quadrilateral PQRS is cyclic.

So,  $\angle PQR + \angle PSR = 180^\circ$  ( $\because$  Opposite angles of a cyclic quadrilateral are supplementary)

$$\Rightarrow 75^\circ + \angle PSR = 180^\circ \text{ (By equation 1)}$$

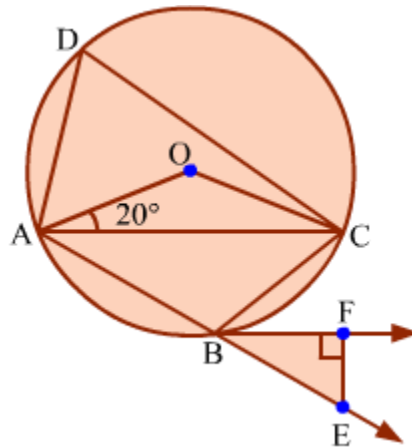
$$\Rightarrow \angle PSR = 180^\circ - 75^\circ$$

$$\Rightarrow \angle PSR = 105^\circ$$

**Hard**

**Example 1:**

In the given figure, find the value of  $\angle BEF$  if  $BF$  is the bisector of  $\angle CBE$ .



**Solution:**

In  $\triangle OAC$ , we have:

$OA = OC$  (Radii of the circle)

$\Rightarrow \angle OCA = \angle OAC = 20^\circ$  ( $\because$  Angles opposite equal sides of a triangle are equal)

On using the angle sum property in  $\triangle OAC$ , we obtain:

$$\angle AOC + \angle OAC + \angle OCA = 180^\circ$$

$$\Rightarrow \angle AOC + 20^\circ + 20^\circ = 180^\circ$$

$$\Rightarrow \angle AOC + 40^\circ = 180^\circ$$

$$\Rightarrow \angle AOC = 180^\circ - 40^\circ$$

$$\Rightarrow \angle AOC = 140^\circ$$

We know that the angle subtended by an arc at the centre of a circle is double the angle subtended by it at the circumference of the circle.

$$\text{So, } \angle AOC = 2\angle ADC$$

$$\Rightarrow \angle ADC = \frac{1}{2} \angle AOC$$

$$\Rightarrow \angle ADC = \frac{1}{2} \times 140^\circ$$

$$\Rightarrow \angle ADC = 70^\circ$$

Since ABCD is a cyclic quadrilateral, we have:

$$\angle CBE = \angle ADC \quad (\because \text{Exterior angle of a cyclic quadrilateral equals interior opposite angle})$$

$$\Rightarrow \angle CBE = 70^\circ$$

It is given that BF bisects  $\angle CBE$ .

$$\text{So, } \angle EBF = \frac{1}{2} \angle CBE$$

$$\Rightarrow \angle EBF = \frac{1}{2} \times 70^\circ$$

$$\Rightarrow \angle EBF = 35^\circ$$

On using the angle sum property in  $\triangle BEF$ , we obtain:

$$\angle EBF + \angle BEF + \angle BFE = 180^\circ$$

$$\Rightarrow 35^\circ + \angle BEF + 90^\circ = 180^\circ$$

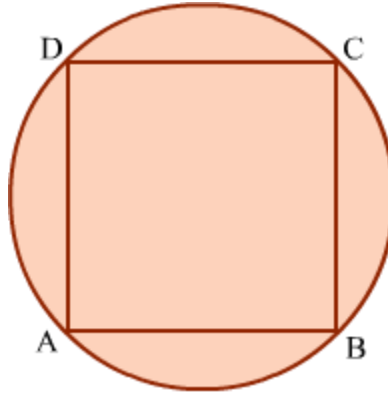
$$\Rightarrow \angle BEF + 125^\circ = 180^\circ$$

$$\Rightarrow \angle BEF = 180^\circ - 125^\circ$$

$$\Rightarrow \angle BEF = 55^\circ$$

**Example 2:**

If points A, B, C and D divide the circumference of the given circle into four equal parts, then show that ABCD is a square.

**Solution:**

It is given that points A, B, C and D divide the circle into four equal parts.

$$\therefore \text{Arc AB} = \text{Arc BC} = \text{Arc CD} = \text{Arc DA}$$

We know that if the arcs in a circle are congruent, then their corresponding chords are equal.

$$\therefore \text{Chord AB} = \text{Chord BC} = \text{Chord CD} = \text{Chord DA}$$

Thus, all sides of quadrilateral ABCD are equal in length. Therefore, ABCD is a rhombus.

Points A, B, C and D are concyclic; so, ABCD is a cyclic quadrilateral.

Now, we know that in a cyclic quadrilateral, opposite angles are supplementary.

$$\text{So, } \angle \text{BAD} + \angle \text{BCD} = 180^\circ$$

But  $\angle \text{BAD} = \angle \text{BCD}$  ( $\because$  Opposite angles of a rhombus are equal)

$$\Rightarrow 2\angle \text{BAD} = 180^\circ$$

$$\Rightarrow \angle \text{BAD} = 90^\circ$$

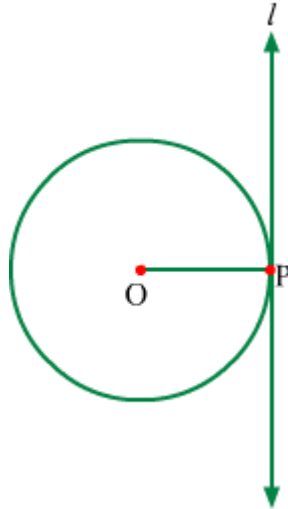
Similarly,  $\angle \text{ABC}$ ,  $\angle \text{BCD}$  and  $\angle \text{CDA}$  measure  $90^\circ$ .

Hence, ABCD is a square.

## Concept Of Tangent At Any Point Of The Circle

The theorem about tangents states that:

**A tangent at any point of a circle is perpendicular to the radius through the point of contact.**

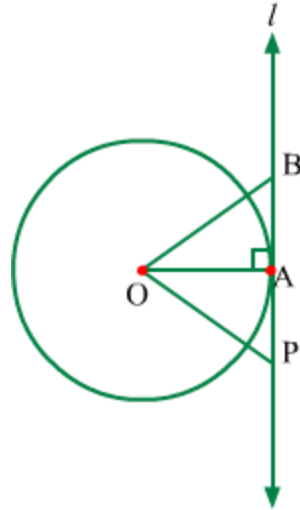


In the above figure O is the centre of circle, line  $l$  is the tangent and P is point of contact.

$\therefore l \perp OP$

**Proof:**

It is given that O is the centre of the circle,  $l$  is the tangent to this circle and P is the point of contact.



Let us assume  $l$  is not perpendicular to the radius of the circle.

In this case, let us draw perpendicular  $OA$  to tangent  $l$ . Thus, point  $A$  is distinct from point  $P$ .

Let  $B$  be any point on tangent such that  $BAP$  is a line and  $BA = AP$ .

Now, in  $\triangle OAB$  and  $\triangle OAP$ , we have

$$OA = OA \quad (\text{Common side})$$

$$\angle OAB = \angle OAP \quad (OA \perp \text{tangent } l)$$

$$BA = AP \quad (\text{By construction})$$

$$\therefore \triangle OAB \cong \triangle OAP$$

$$\therefore OB = OP \quad (\text{By CPCT})$$

Since  $OB = OP$ , point  $B$  also lies on the circle.

Also, point  $B$  is different from point  $P$ .

Thus, tangent  $l$  touches the circle at two distinct points. This contradicts the definition of tangent.

Hence, our assumption is wrong.

Therefore, tangent  $l \perp OP$ .

Hence proved.

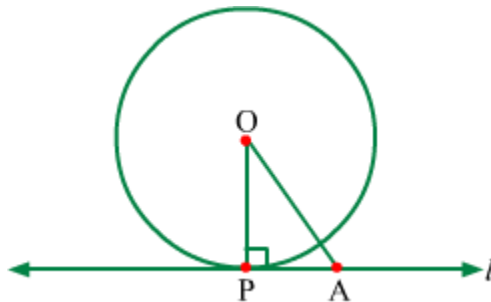
The converse of this theorem is also true which states that:

**The line perpendicular to the radius of a circle at its outer end is tangent to the circle.**

**Proof:**

Let  $O$  be the centre of the circle,  $OP$  be the radius and  $l$  be the line perpendicular to  $OP$  such as it passes through point  $P$  on the circle.

Also, let  $A$  be any point on line  $l$  distinct from  $P$ .



From the figure, it can be observed that  $\triangle OAP$  is a right angled triangle.

$\therefore$   $OA$  is hypotenuse for  $\triangle OAP$ .

$\therefore$   $OA > OP$  (Radius)

$\therefore$   $OA$  is not radius.

$\therefore$  Point  $A$  does not lie on the circle.

$\therefore$  No point of line  $l$  other than  $P$  lies on the circle.

$\therefore$   $P$  is the only point common to the circle and line  $l$ .

$\therefore$  Line  $l$  is tangent to the circle at point  $P$ .

Hence proved.

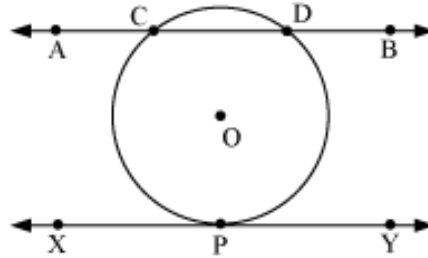
Let us now solve some examples related to the tangents of the circle.

**Example 1:**

Draw a circle with centre  $O$ , and two lines such that one is a tangent and other is a secant.

**Solution:**

The figure can be drawn as follows.



Here,  $\overline{AB}$  is the secant, which intersects the circle at  $C$  and  $D$  and  $\overline{XY}$  is a tangent whose point of contact with the circle is  $P$ .

**Example 2:**

Which of the following statements are correct?

- (i) There can be only one tangent at a point on the circle.
- (ii) Diameter is also a secant of the circle.

**Solution:**

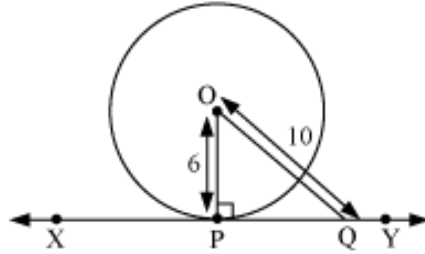
- (i) Correct
- (ii) Incorrect

**Example 3:**

A line  $XY$  is a tangent of the circle with centre  $O$  and radius  $6$  cm. The point of contact is  $P$ , and  $Q$  is any point on the tangent  $XY$ . If  $OQ = 10$  cm, then what is the length of  $PQ$ ?

**Solution:**

The figure can be drawn as follows.



We know that the radius through the point of contact is perpendicular to the tangent.

$\therefore OP \perp XY$

Using Pythagoras theorem in right-angled triangle OPQ, we obtain

$$(OQ)^2 = (OP)^2 + (PQ)^2$$

$$\Rightarrow (PQ)^2 = (OQ)^2 - (OP)^2$$

$$\Rightarrow (PQ)^2 = (10)^2 - (6)^2$$

$$\Rightarrow (PQ)^2 = 100 - 36$$

$$\Rightarrow (PQ)^2 = 64$$

$$\Rightarrow PQ = 8 \text{ cm}$$

Thus, the length of PQ is 8 cm.

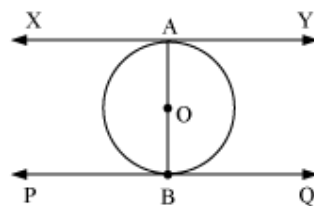
#### Example 4:

Two tangents XY and PQ are drawn at the ends of a diameter AB of the circle

with centre O. Show that  $XY \parallel PQ$ .

#### Solution:

The figure can be drawn as follows.



XY is a tangent at A and OA is the radius.

We know that the radius through the point of contact is perpendicular to the tangent.

$$\therefore XY \perp OA$$

$$\Rightarrow XY \perp AB \dots (1)$$

$$\text{Similarly, } PQ \perp AB \dots (2)$$

Now, the lines perpendicular to the same line are parallel.

$\therefore$  From equations (1) and (2), we obtain

$$XY \parallel PQ$$

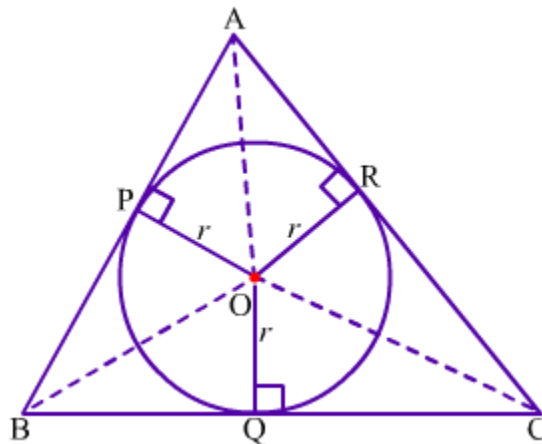
Hence, proved

### Example 5:

**A circle is inscribed in a triangle such as it touches all the three sides of the triangle. Prove that the area of the triangle is half the product of its perimeter and the radius of circle.**

### Solution:

Let O be the centre of the circle inscribed in  $\triangle ABC$ .



It can be seen that AB, BC and CA are tangents which touches the circle at P, Q and R respectively.

Also, OP, OQ and OR are the radii of the circle.

We know that a tangent at any point of a circle is perpendicular to the radius through the point of contact.

Therefore,  $AB \perp OP$ ,  $BC \perp OQ$  and  $CA \perp OR$ .

Let  $s$  be the perimeter of  $\triangle ABC$ .

$$\therefore s = AB + BC + CA$$

Now,

$$\text{Area of } \triangle OAB = \frac{1}{2}(AB \times OP) = \frac{1}{2}(AB \times r)$$

$$\text{Area of } \triangle OBC = \frac{1}{2}(BC \times OQ) = \frac{1}{2}(BC \times r)$$

$$\text{Area of } \triangle OCA = \frac{1}{2}(CA \times OR) = \frac{1}{2}(CA \times r)$$

$$\therefore \text{Area of } \triangle ABC = \text{Area of } \triangle OAB + \text{Area of } \triangle OBC + \text{Area of } \triangle OCA$$

$$\Rightarrow \text{Area of } \triangle ABC = \frac{1}{2}(AB \times r) + \frac{1}{2}(BC \times r) + \frac{1}{2}(CA \times r)$$

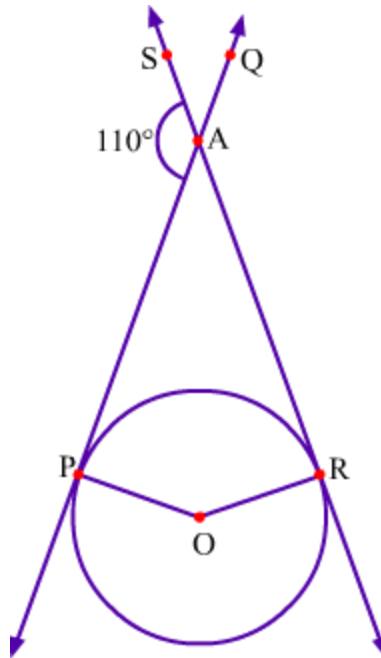
$$\Rightarrow \text{Area of } \triangle ABC = \frac{1}{2}r(AB + BC + CA)$$

$$\Rightarrow \text{Area of } \triangle ABC = \frac{1}{2}rs$$

Hence proved.

### **Example 6:**

**Observe the given figure.**



**Find the angle between radii.**

**Solution:**

In the given figure, O is the centre of the circle and OP and OR are the radii. Also, QP and SR are the tangents to the circle at points P and R respectively which intersect each other at point A.

It is given that,

$$\angle PAS = 110^\circ$$

We need to find the angle between radii OP and OR i.e.,  $\angle POR$ .

From the figure, we have

$$\angle PAS + \angle PAR = 180^\circ$$

$$\Rightarrow 110^\circ + \angle PAR = 180^\circ$$

$$\Rightarrow \angle PAR = 180^\circ - 110^\circ$$

$$\Rightarrow \angle PAR = 70^\circ$$

We know that a tangent at any point of a circle is perpendicular to the radius through the point of contact.

Therefore,  $QP \perp OP$  and  $SR \perp OR$ .

$\therefore \angle APO = 90^\circ$  and  $\angle ARO = 90^\circ$

Now, in quadrilateral APOR, we have

$\angle POR + \angle APO + \angle ARO + \angle PAR = 360^\circ$  (By angle sum property of quadrilaterals)

$\Rightarrow \angle POR + 90^\circ + 90^\circ + 70^\circ = 360^\circ$

$\Rightarrow \angle POR + 250^\circ = 360^\circ$

$\Rightarrow \angle POR = 110^\circ$

Thus, the angle between the radii is  $110^\circ$ .

## Tangents Drawn From An External Point To A Circle

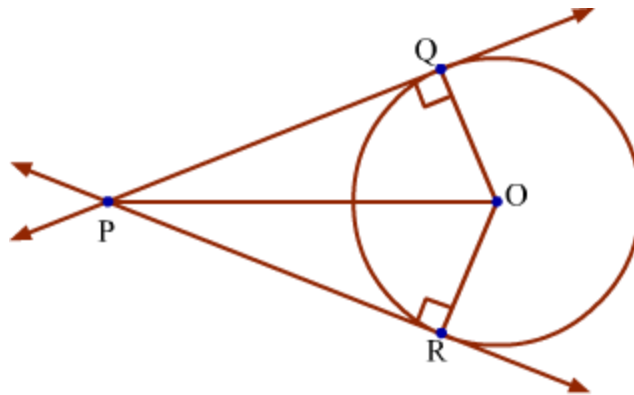
There is a very important theorem related to tangents to circle drawn from an external point which states that:

**The lengths of the two tangent segments to a circle drawn from an external point are equal.**

**Proof:**

Let P be the point outside the circle having centre O from which the tangents PQ and PR are drawn touching the circle at Q and R respectively.

We have to prove that  $PQ = PR$ .



From the figure, it can be observed that OQ and OR are the radii of the circle.

Therefore,  $\angle P Q O = \angle P R O = 90^\circ$

Now, in  $\Delta P O Q$  and  $\Delta P O R$ , we have

$$\angle P Q O = \angle P R O = 90^\circ$$

$$P O = P O \quad (\text{Common hypotenuse})$$

$$O Q = O R \quad (\text{Radii of same circle})$$

Using RHS (Right-Hypotenuse-Side) congruence rule, we get

$$\Delta P O Q \cong \Delta P O R$$

$$\therefore P Q = P R \quad (\text{By CPCT})$$

Thus, the lengths of the two tangent segments to a circle drawn from an external point are equal.

**Note:** Since  $\Delta P O Q \cong \Delta P O R$ , we have

$$\angle O P Q = \angle O P R \quad (\text{By CPCT})$$

$$\angle P O Q = \angle P O R \quad (\text{By CPCT})$$

**Thus, the above theorem can be extended as,**

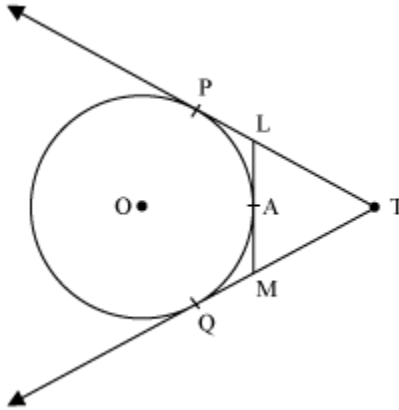
**(1) The tangents drawn to a circle from an external point are equally inclined to the line joining the external point and the centre.**

**(2) The tangents drawn to a circle from an external point subtend equal angles at the centre.**

Now, let us solve some examples to understand the concept.

**Example 1:**

**In the given figure, prove that  $TL + AL = TM + AM$**



**Solution:**

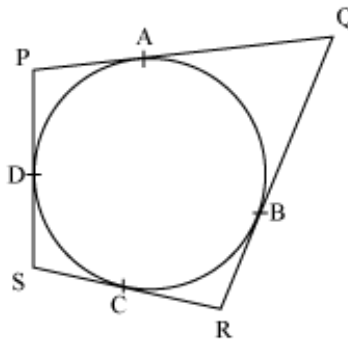
**Example 2:**

**A circle is circumscribed by a quadrilateral PQRS such that the circle touches all the sides of quadrilateral PQRS at points A, B, C, and D respectively. Show that**

$$PQ + RS = QR + PS$$

**Solution:**

The figure can be drawn as follows.



Now, applying the theorem “The tangents drawn from an external point to the circle are equal in length”, we obtain

$$\left. \begin{array}{l} PA = PD \\ QA = QB \\ RB = RC \\ \text{and } SC = SD \end{array} \right\} \dots(i)$$

Therefore,

$$\begin{aligned}
PQ + RS &= (PA + QA) + (RC + SC) \\
&= (PD + QB) + (RB + SD) \text{ [Using (i)]} \\
&= (PD + SD) + (QB + RB) \\
&= PS + QR
\end{aligned}$$

Thus,  $PQ + RS = PS + QR$

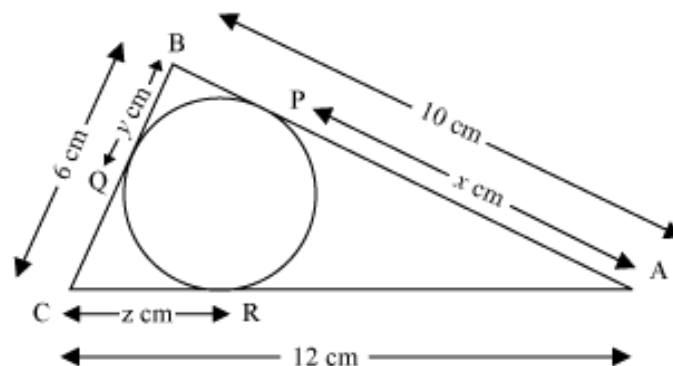
Hence, proved

### Example 3:

A circle is inscribed in a triangle ABC such that the circle touches the sides AB, BC, and AC of the triangle at P, Q, and R respectively. What are the lengths of AP, BQ, and CR if AB = 10 cm, BC = 6 cm, and AC = 12 cm.

### Solution:

The figure can be drawn as follows.



Let  $AP = x$  cm,  $BQ = y$  cm, and  $CR = z$  cm.

Now, applying the theorem “The tangents drawn from an external point to the circle are equal in length”, we obtain

$$AP = AR = x$$

$$BQ = BP = y$$

$$CR = CQ = z$$

Therefore, we can write

$$AP + BP = AB$$

$$\Rightarrow x + y = 10 \text{ cm ... (i)}$$

$$BQ + QC = BC$$

$$\Rightarrow y + z = 6 \text{ cm ... (ii)}$$

$$CR + AR = AC$$

$$\Rightarrow z + x = 12 \text{ cm ... (iii)}$$

On adding (i), (ii), and (iii), we obtain

$$2x + 2y + 2z = 28 \text{ cm}$$

$$\Rightarrow x + y + z = 14 \text{ cm ... (iv)}$$

Subtracting (i) from (iv), we obtain

$$(x + y + z) - (x + y) = 14 - 10$$

$$\Rightarrow z = 4 \text{ cm}$$

Similarly, subtracting (ii) and (iii) respectively from (iv), we obtain

$$(x + y + z) - (y + z) = 14 - 6$$

$$\Rightarrow x = 8 \text{ cm}$$

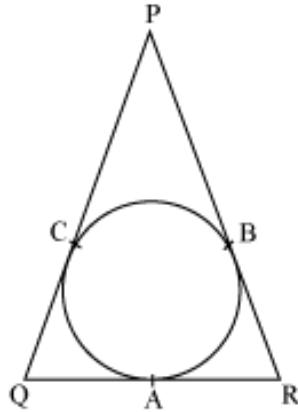
$$(x + y + z) - (z + x) = 14 - 12$$

$$\Rightarrow y = 2 \text{ cm}$$

Thus,  $AP = 8 \text{ cm}$ ,  $BQ = 2 \text{ cm}$ , and  $CR = 4 \text{ cm}$

#### **Example 4:**

**In the given figure,  $PQR$  is an isosceles triangle with  $PQ = PR$ . A circle, which is inscribed in  $\Delta PQR$ , touches the sides of the triangle at  $A$ ,  $B$ , and  $C$ . Show that  $AQ = AR$ .**



**Solution:**

It is given that PQR is an isosceles triangle where

$$PQ = PR \dots (i)$$

Now, the tangents drawn from an external point to a circle are equal in length.

$$\therefore PC = PB \dots (ii)$$

On subtracting equation (ii) from equation (i), we obtain

$$PQ - PC = PR - PB$$

$$QC = RB \dots (iii)$$

Now, QA and QC are tangents to the circle from point Q.

$$\therefore QA = QC$$

Similarly, RB = RA

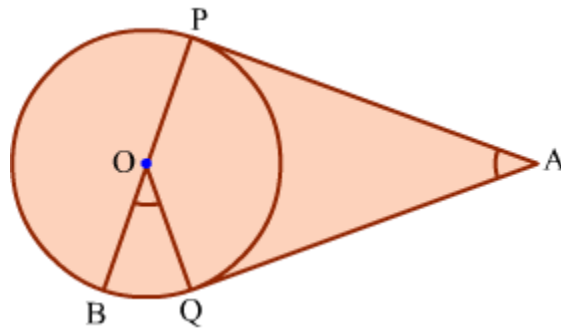
Using the above relations in equation (iii), we obtain

$$QA = RA$$

$$\therefore AQ = AR$$

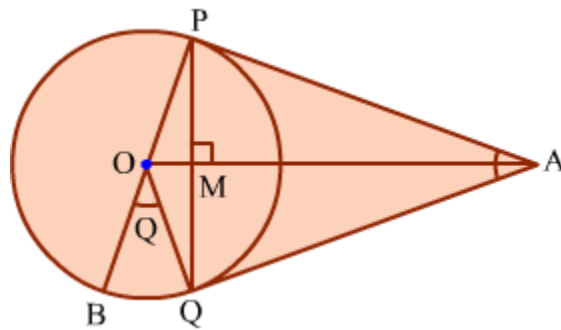
**Example 5:**

PA and QA are tangents drawn to a circle with centre O. Show that  $\angle BOQ = \angle PAQ$ .



**Solution:**

Join O with A, P with Q.



We know that, the tangents drawn to a circle from an external point are equal and they are equally inclined to the line joining the external point and the centre.

Therefore,  $\angle PAO = \angle QAO$  and  $\angle POA = \angle QOA$ .  
It is clear that  $PQ \perp OA$ .

Now,  $\angle BOQ = 2\angle OPQ$  ... (1)

[Angle subtended by an arc at the centre is twice the angle subtended by the same arc at anywhere on the Circle]

Let  $\angle PAO = \angle QAO = \theta$ .

In  $\Delta PMA$ ,

$$\angle PAM + \angle APM + \angle PMA = 180^\circ$$

$$\Rightarrow \theta + \angle APM + 90^\circ = 180^\circ$$

$$\Rightarrow \angle APM = 90^\circ - \theta$$

$$\Rightarrow 90^\circ - \angle OPM = 90^\circ - \theta$$

$$\Rightarrow \angle OPM = \theta \quad \dots(2)$$

From (1) and (2),  $\angle BOQ = 2\theta$ .

Therefore,

$$\angle PAQ = \theta + \theta = 2\theta$$

$$\Rightarrow \angle PAQ = \angle BOQ$$

Hence, the result is proved.

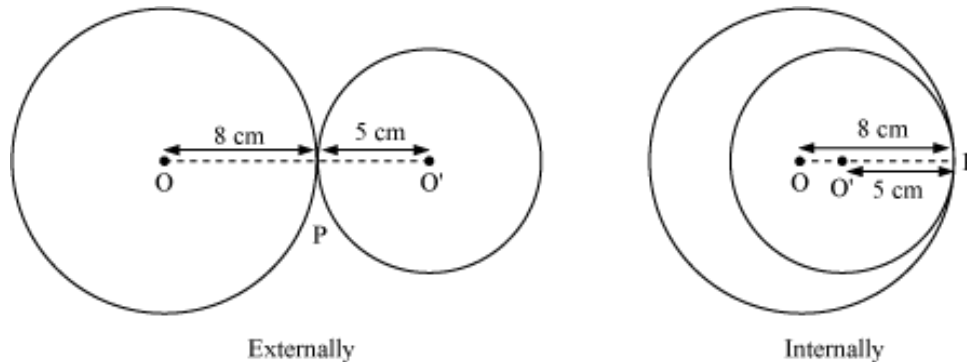
### Relation Between The Centres Of A Circle And The Point Of Contact When They Touch Each Other

Two circles of radius 8 cm and 5 cm touch each other. What is the distance between their centres, if they touch

(i) externally

(ii) internally

The above given situations can be represented with the help of figures as shown below:



Here, O and  $O'$  are the centres of the circles having radii 8 cm and 5 cm respectively that touch each other at P.

i.e.,  $OP = 8$  cm and  $O'P = 5$  cm

We have to find  $O'O$  for each situation.

For this, we have to know the relation between the centres of two circles and the point of contact, when they touch each other.

This can be stated in the form of a theorem as:

**If two circles touch, then the point of contact lies on the straight line joining the centres.**

**OR**

**If two circles touch, then the point of contact and the centres of the circles are collinear.**

Using this theorem for the given figures, we can say that P lies on  $O'O$  i.e., O, P, and  $O'$  lie on a straight line.

Therefore, clearly from the above figure,

Distance between the centres of the circles when they touch externally =  $O'O = OP + O'P = 8 \text{ cm} + 5 \text{ cm} = 13 \text{ cm}$

And, distance between the centres of the circles when they touch internally =  $O'O = OP - O'P = 8 \text{ cm} - 5 \text{ cm} = 3 \text{ cm}$

Hence, we can say that:

**If  $r_1$  and  $r_2$  be the radii of bigger and smaller circles respectively and  $d$  be the distance between their centres, then**

**(i)  $d = r_1 + r_2$ , when they touch externally**

**(ii)  $d = r_1 - r_2$ , when they touch internally**

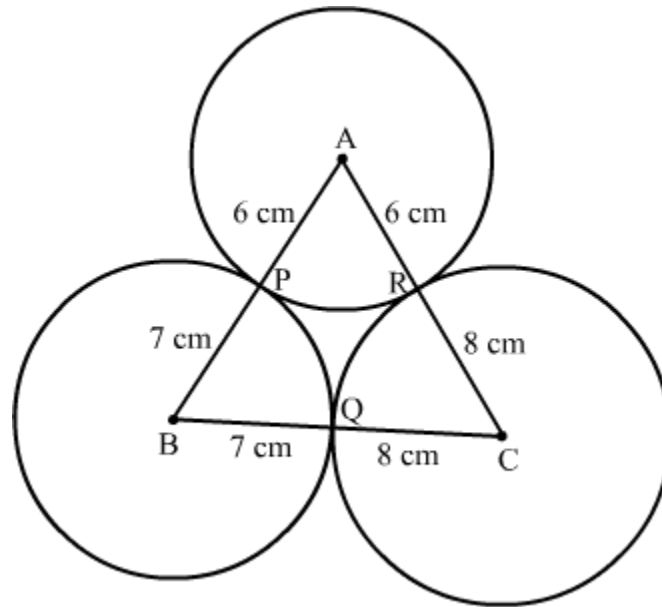
In order to understand the above concepts better, let us solve some more examples.

**Example 1:**

**If circles of radii 6 cm, 7 cm, and 8 cm touch each other externally, then find the area of the triangle formed by joining the centres of these circles.**

**Solution:**

Let A, B, and C be the centres of the circles of radii 6 cm, 7 cm, and 8 cm, touching each other externally at the points P, Q, and R respectively.



$$\therefore AB = AP + BP = 6 \text{ cm} + 7 \text{ cm} = 13 \text{ cm (Let } a)$$

$$BC = BQ + CQ = 7 \text{ cm} + 8 \text{ cm} = 15 \text{ cm (Let } b)$$

$$AC = AR + CR = 6 \text{ cm} + 8 \text{ cm} = 14 \text{ cm (Let } c)$$

We will find the area of  $\Delta ABC$  using Heron's formula.

Now,

$$s = \frac{a+b+c}{2} = \frac{13\text{cm} + 15\text{cm} + 14\text{cm}}{2} = 21\text{cm}$$

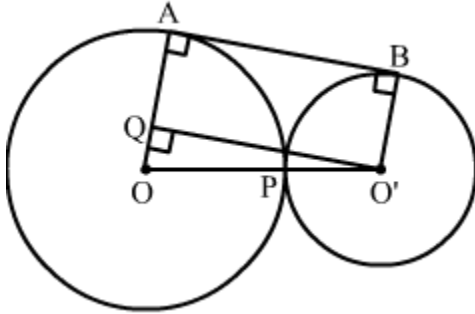
$$\begin{aligned} \text{Therefore, area of } \Delta ABC &= \sqrt{s(s-a)(s-b)(s-c)} \\ &= \left[ \sqrt{21 \times (21-13) \times (21-15) \times (21-14)} \right] \text{cm}^2 \\ &= \sqrt{21 \times 8 \times 6 \times 7} \text{cm}^2 \\ &= 84 \text{ cm}^2 \end{aligned}$$

### Example 2:

Two circles touch each other externally. If the distance between their centres is  $a^2 + b^2$  and the length of the common tangent to them is  $a^2 - b^2$  (where  $a > b$ ), then find the radii of the circles in terms of  $a$  and  $b$ .

**Solution:**

Let  $O$  and  $O'$  be the centres of the circles having radii  $x$  and  $y$  respectively that touch externally at a point  $P$  i.e.,  $OP = x$  and  $O'P = y$ . Let  $AB$  be the common tangent to these circles. Let us draw  $O'Q \perp OA$



It is given that:

$$AB = a^2 - b^2$$

$$O'O = a^2 + b^2$$

$$\Rightarrow OP + O'P = a^2 + b^2$$

$$\Rightarrow x + y = a^2 + b^2 \quad \dots(1)$$

We also have:

$$OA = OP = x \text{ and } O'B = O'P = y$$

Since  $AB$  is a tangent to both circles,  $\angle OAB = 90^\circ$

Since  $O'Q \perp OA$ ,  $\angle OQO' = 90^\circ$

$$\therefore \angle OAB = \angle OQO'$$

$$\Rightarrow AB \parallel O'Q$$

Therefore,  $ABO'Q$  is a parallelogram.

$$\therefore O'Q = AB = a^2 - b^2$$

Using Pythagoras Theorem for  $\Delta O'OQ$ , we obtain

$$OQ^2 + O'Q^2 = OO'^2$$

$$\Rightarrow OQ^2 = OO'^2 - O'Q^2 = (a^2 + b^2)^2 - (a^2 - b^2)^2$$

$$\Rightarrow OQ^2 = 4a^2b^2$$

$$\Rightarrow OQ = 2ab$$

$$\Rightarrow OA - AQ = OA - O'B = 2ab \quad (\text{ABO'Q is a parallelogram})$$

$$\Rightarrow x - y = 2ab \dots (2)$$

Adding equations (1) and (2), we obtain

$$2x = a^2 + b^2 + 2ab = (a + b)^2$$

$$\Rightarrow x = \frac{1}{2}(a + b)^2$$

Subtracting equation (2) from equation (1), we obtain

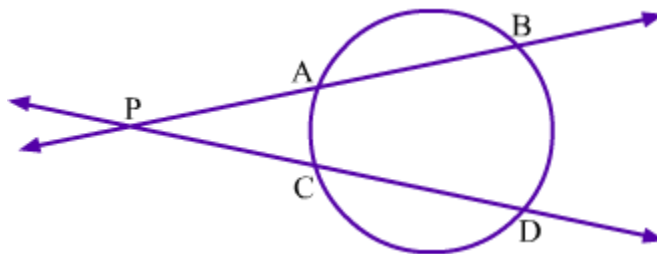
$$2y = a^2 + b^2 - 2ab = (a - b)^2$$

$$\Rightarrow y = \frac{1}{2}(a - b)^2$$

Therefore, the radii of the circles are  $\frac{1}{2}(a + b)^2$  and  $\frac{1}{2}(a - b)^2$ .

### Relation Between Length Of Segments Of Two Chords When They Intersect Internally or Externally

In the following figure, two secants AB and CD intersect externally at point P. If AP = 9 cm, AB = 7 cm, PC = 8 cm, then what is the measure of CD?



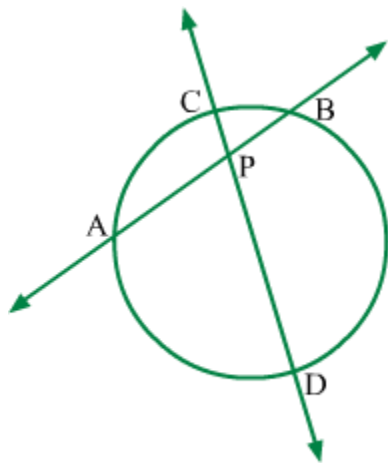
In the above figure, two secants AB and CD intersect each other externally at a point P. Now, PA, PB, PC, and PD are the segments of secants AB and CD. We can find length of CD by subtracting length of PC from PD. Therefore, first of all, we have to find out the

length of PD. For this, we have to know the relation between the length of the segments PA, PB, PC, and PD.

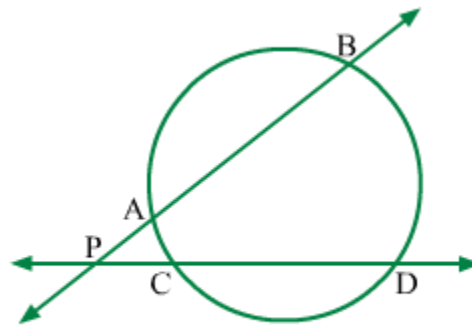
We can state this in the form of a theorem as follows:

**If two secants of a circle intersect internally or externally, then the product of the lengths of segments are equal.**

It can be easily understood with the help of the following figure:



Two secants intersect internally



Two secants intersect externally

According to the above theorem, for each of the above figures,

$$PA \cdot PB = PC \cdot PD$$

At some places this theorem is stated as follows:

**If two secants of a circle intersect each other inside or outside the circle, then the area of the rectangle formed by the two line segments corresponding to one secant is equal to the area of the rectangle formed by the two line segments corresponding to the other secant.**

So, do not get confuse with the statement as both tell about the same theorem.

Let us solve the given question using this theorem.

We have  $PA = 9$  cm,  $AB = 7$  cm,  $PC = 8$  cm

$$\therefore PB = PA + AB = 9 \text{ cm} + 7 \text{ cm} = 16 \text{ cm}$$

We know that,

$$PA \cdot PB = PC \cdot PD$$

$$\Rightarrow 9 \text{ cm} \times 16 \text{ cm} = 8 \text{ cm} \times PD$$

$$\Rightarrow PD = \left[ \frac{9 \times 16}{8} \right] \text{ cm} = 18 \text{ cm}$$

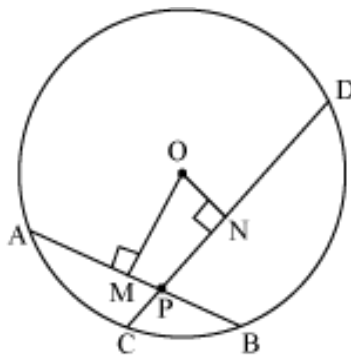
$$\therefore CD = PD - PC = (18 - 8) \text{ cm} = 10 \text{ cm}$$

In this way, we can solve a problem related to length of segments of secants when they intersect internally or externally.

In order to understand the above concept better, let us discuss some examples.

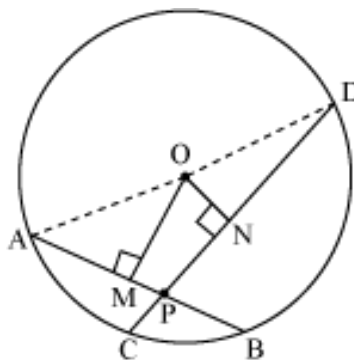
### Example 1:

In the following figure, O is the centre of the circle. OM = 4 cm, ON = 3 cm, and PC =  $(4 - 2\sqrt{2})$  cm. Find the length of PA and PB, if the radius of the circle is 5 cm.



### Solution:

Let us join OA and OD.



In the above figure,  $OM \perp AB$  and  $ON \perp CD$

Using Pythagoras Theorem for triangles OAM and ODN, we obtain

$$OA^2 = AM^2 + OM^2 \text{ and } OD^2 = ON^2 + DN^2$$

$$\Rightarrow AM = \sqrt{OA^2 - OM^2} = \sqrt{(5 \text{ cm})^2 - (4 \text{ cm})^2} = 3 \text{ cm}$$

$$\text{And, } DN = \sqrt{OD^2 - ON^2} = \sqrt{(5 \text{ cm})^2 - (3 \text{ cm})^2} = 4 \text{ cm}$$

$$\therefore AB = 2 AM = 2 \times 3 \text{ cm} = 6 \text{ cm}$$

$$CD = 2 DN = 2 \times 4 \text{ cm} = 8 \text{ cm}$$

$$\text{Since } CP = 4 - 2\sqrt{2} \text{ cm,}$$

$$PD = CD - PC = [8 - (4 - 2\sqrt{2})] \text{ cm} = (4 + 2\sqrt{2}) \text{ cm}$$

$$\text{Let } PA = x \text{ cm}$$

$$\text{Since } AB = 6 \text{ cm,}$$

$$PB = (6 - x) \text{ cm}$$

In the given figure, we can observe that the chords AB and CD intersect each other at point P.

Since chords are parts of secants, we can apply the property of secants here.

$$\therefore PA \cdot PB = PC \cdot PD$$

$$\Rightarrow x(6-x) = (4-2\sqrt{2})(4+2\sqrt{2})$$

$$\Rightarrow 6x - x^2 = (4)^2 - (2\sqrt{2})^2$$

$$= 16 - 8$$

$$= 8$$

$$\Rightarrow x^2 - 6x + 8 = 0$$

$$\Rightarrow x^2 - 2x - 4x + 8 = 0$$

$$\Rightarrow x(x-2)(x-4) = 0$$

$$\Rightarrow (x-2)(x-4) = 0$$

$$\Rightarrow x = 2 \text{ or } 4$$

If  $x = 2$ , then  $PA = 2$  cm and  $PB = (6 - 2)$  cm = 4 cm

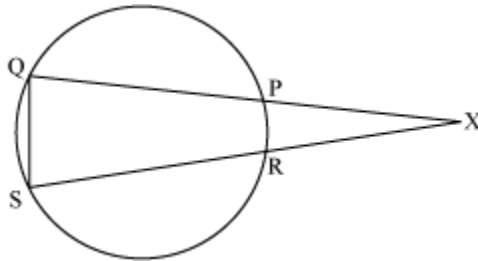
(It is not possible since  $PA > PB$ )

If  $x = 4$ , then  $PA = 4$  cm and  $PB = (6 - 4)$  cm = 2 cm

$\therefore PA = 4$  cm and  $PB = 2$  cm

### Example 2:

In the following figure, if  $XP = XR$ , then show that  $QP = SR$  and  $\Delta XQS$  is an isosceles triangle.



### Solution:

In the given figure, the secants PQ and RS intersect externally at a point X.

$$\therefore XP \cdot XQ = XR \cdot XS$$

$$\Rightarrow XP \cdot XQ = XP \cdot XS \quad (XP = XR)$$

$$\Rightarrow XQ = XS$$

Therefore,  $\Delta XQS$  is isosceles.

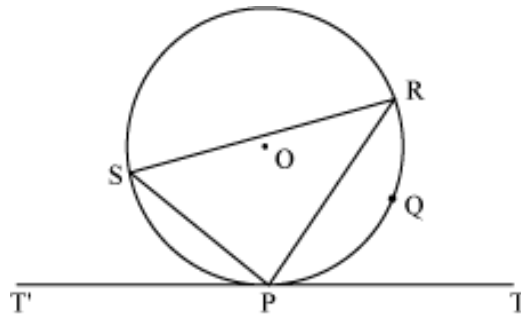
We have  $XQ = XS$  and  $XP = XR$

$$\therefore XQ - XP = XS - XR$$

$$\Rightarrow PQ = RS$$

## Alternate Segment Theorem

Let us look at the figure given below.



In the above figure, O is the centre of the circle. P, Q, R, and S are four points on it. At point P,  $T'PT$  is a tangent and PR is a chord to the circle.

Here, the segment formed by the arc RSP is called **alternate segment** to  $\angle RPT$ .

In this case,  $\angle RSP$  is called an angle in the **alternate segment** of  $\angle RPT$ .

In geometry, there is a relation between  $\angle RPT$  and  $\angle RSP$ . Do you know what that relation is?

The relation between  $\angle RPT$  and  $\angle RSP$  is  $\angle RPT = \angle RSP$

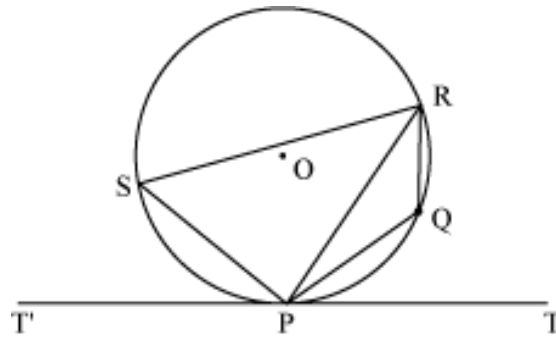
This is the relation between “**the angle between the tangent and the chord**” and “**angle in the corresponding alternate segment**”.

We can state this statement in the form of a theorem as:

**If a line touches a circle and a chord is drawn from the point of contact, then the angle between the tangent and the chord are respectively equal to the angles in the corresponding alternate segments.**

This theorem is called **alternate segment theorem**.

In the figure drawn above, if we join PQ and RQ, then using this theorem, we can also say that  $\angle RPT' = \angle RQP$

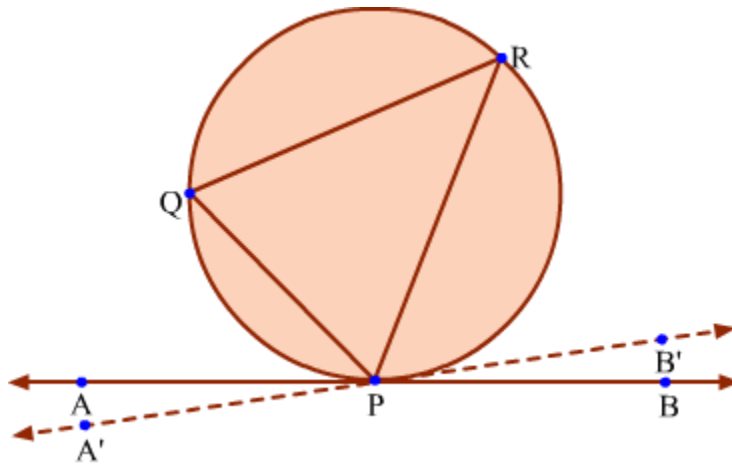


The converse of this theorem is also true which states that:

**If a line is drawn through the point of contact of a circle and its chord such that the angle between the chord and the line is equal to the angle subtended by the chord in the alternate segment then the line is tangent to the circle.**

**Proof:**

Let PQ be the chord of the circle, AB be the line touching the circle at P and  $\angle QPA = \angle PRQ$ . Here,  $\angle PRQ$  is the angle subtended by the chord PQ at point R in the alternate segment.



Let us assume that AB is not the tangent at point P and draw the tangent A'B' touching the circle at point P.

Since A'B' is tangent and PQ is the chord, we have

$$\angle QPA' = \angle PRQ \quad \dots(1)$$

But  $\angle QPA = \angle PRQ$  ... (2)

From (1) and (2), we get

$$\angle QPA' = \angle QPA$$

$\therefore$  Line A'B' coincides with line AB.

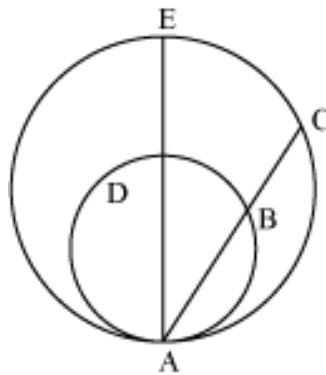
$\therefore$  Line AB is tangent to the circle at point P.

Hence, the theorem holds true.

Let us look at some examples in order to understand the concept better.

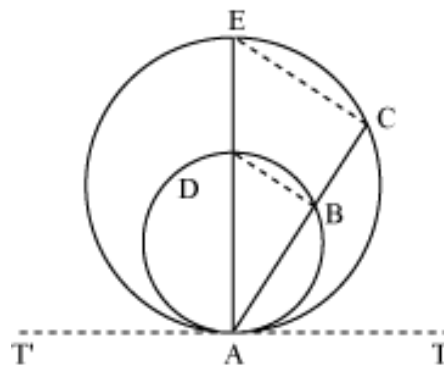
### Example 1:

In the following figure, two circles touch internally at a point A. Prove that:  $AB \cdot DE = AD \cdot BC$



### Solution:

Let us draw a tangent  $T'T'$  to both circles through the point A and join BD and CE.



In the above figure, for the inner circle, A is a point on the circle.  $T'AT$  is a tangent through point A and AB is a chord to this circle at point A.

$$\therefore \angle BAT = \angle ADB \dots (1)$$

Similarly, we can prove that

$$\angle CAT = \angle AEC \dots (2)$$

However,  $\angle BAT = \angle CAT$

$$\Rightarrow \angle ADB = \angle AEC [\text{Using equations (1) and (2)}]$$

But these are corresponding angles to the lines BD and CE whereas AE is the transversal.

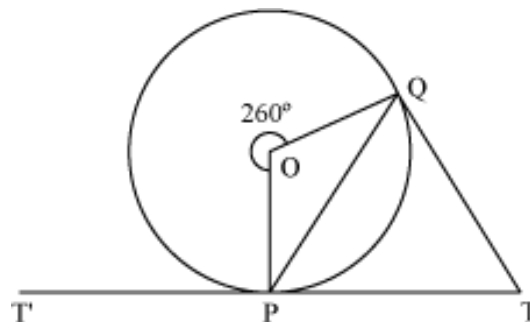
$$\therefore BD \parallel CE$$

In  $\triangle ACE$ , B and D are the points on sides AC and AE respectively and  $BD \parallel CE$

$$\begin{aligned} \therefore \frac{AB}{BC} &= \frac{AD}{DE} \\ \Rightarrow AB \cdot DE &= AD \cdot BC \end{aligned}$$

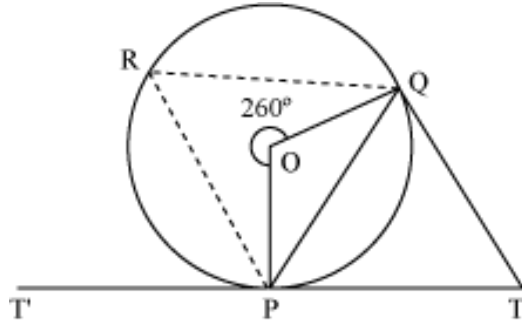
### Example 2:

In the following figure, O is the centre of the circle and  $T'PT$  is a tangent to it. If  $\angle PQT = 75^\circ$ , then find the measure of  $\angle QTP$ .



### Solution:

Let us mark a point R on the major segment QP of the circle and join PR and QR.



Now, reflex  $\angle POQ = 360^\circ - 260^\circ = 100^\circ$

$$\angle PRQ = \frac{1}{2} \text{ reflex } \angle POQ = \frac{1}{2} \times 100^\circ = 50^\circ$$

In the given circle, P is a point on it.  $T'PT$  is a tangent and PQ is a chord to the circle.

$$\therefore \angle QPT = \angle PRQ$$

$$\Rightarrow \angle QPT = 50^\circ$$

Using angle sum property for  $\Delta PQT$ , we obtain

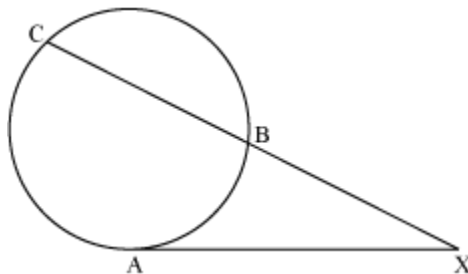
$$\angle QPT + \angle PQT + \angle QTP = 180^\circ$$

$$\Rightarrow 50^\circ + 75^\circ + \angle QTP = 180^\circ$$

$$\Rightarrow \angle QTP = 180^\circ - 125^\circ = 55^\circ$$

### Relation Between The Length Of The Segments Of A Chord And A Tangent To A Circle Drawn From An Exterior Point

In the following figure, AX is a tangent drawn from an exterior point X to the point on circle such that  $AX = 12$  cm. If  $BX = 9$  cm, then what is the length of the BC?



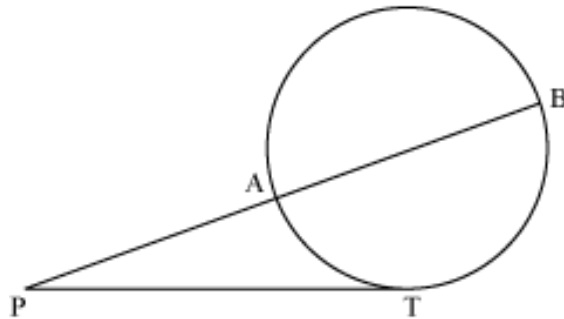
In the above figure, we observe that the secant BC and tangent through point A to the circle intersect externally at point X.

To find length of BC, we have to know the relation between the lengths of segments of the secant BC and tangent AX.

This can be stated in the form of a theorem as:

**If a secant and a tangent intersect externally, then the product of the lengths of the segments of the secant is equal to the square of the length of the tangent from the point of contact to the point of intersection.**

This can be clearly understood with the help of a figure given below:



In the above figure, the secant AB and the tangent through a point T to the circle intersect each other at point P. According to the above theorem,

$$PT^2 = PA \times PB$$

This theorem can be stated differently as follows:

**If a secant and a tangent intersect at a point outside the circle, then the area of the square formed by the line segment corresponding to the tangent is equal to the area of the rectangle formed by the two line segments corresponding to the secant.**

Using this theorem, let us find the length of BC.

We have  $BX = 9$  cm and  $AX = 12$  cm

$$\text{Now, } AX^2 = BX \times CX$$

$$\Rightarrow (12 \text{ cm})^2 = 9 \text{ cm} \times (9 \text{ cm} + BC)$$

$$[CX = BX + BC = 9 \text{ cm} + BC]$$

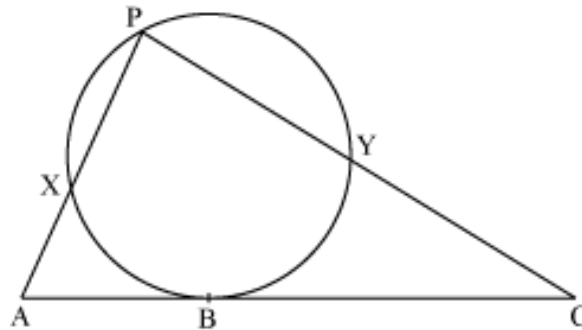
$$\Rightarrow 9 \text{ cm} + BC = 16 \text{ cm}$$

$$\Rightarrow BC = 16 \text{ cm} - 9 \text{ cm} = 7 \text{ cm}$$

In order to understand the above concept better, let us solve some examples.

**Example 1:**

**In the following figure, AC is a tangent to the circle and B is a point on the circle.**



**If AB and AC are in the ratio 2:5, then find the value of the**

**expression  $\left(\frac{AX}{CY}\right) \times \left(\frac{AP}{CP}\right)$ .**

**Solution:**

We have,

$$\frac{AB}{AC} = \frac{2}{5}$$
$$\Rightarrow \frac{AB}{BC} = \frac{2}{3}$$

Now, tangent AB and secant PX of the circle intersect each other externally at the point A.

Therefore,

$$AX \times AP = AB^2 \dots (1)$$

$$\text{Similarly, } CY \times CP = BC^2 \dots (2)$$

Therefore,

$$\frac{AX \cdot AP}{CY \cdot CP} = \frac{AB^2}{BC^2}$$

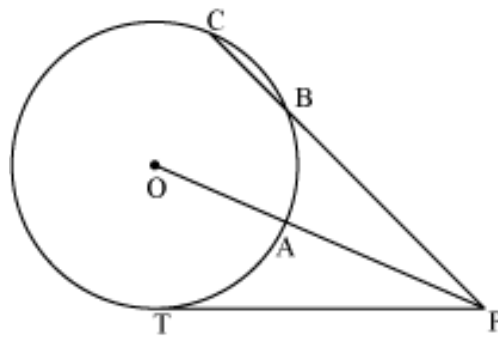
$$\Rightarrow \left(\frac{AX}{CY}\right) \times \left(\frac{AP}{CP}\right) = \left(\frac{AB}{BC}\right)^2$$

$$= \left(\frac{2}{3}\right)^2$$

$$= \frac{4}{9}$$

**Example 2:**

In the following figure, O is the centre of the circle and PT is a tangent to it.



If  $PB = 12.5$  cm,  $BC = 5.5$  cm, and  $OP = 17$  cm, then what is the length of  $AP$ ?

**Solution:**

We have  $PB = 12.5$  cm and  $BC = 5.5$  cm

$$\therefore PC = PB + BC = (12.5 + 5.5) \text{ cm} = 18 \text{ cm}$$

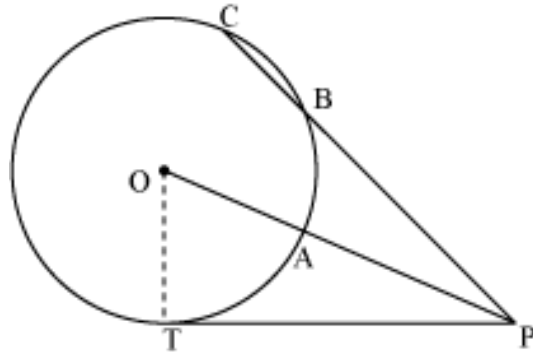
In the given figure, tangent  $PT$  through the point  $T$  and secant  $CB$  of the circle intersect externally at the point  $P$ .

$$\therefore PT^2 = PB \cdot PC$$

$$\Rightarrow PT^2 = 12.5 \text{ cm} \times 18 \text{ cm} = 225 \text{ cm}^2$$

$$\Rightarrow PT = 15 \text{ cm}$$

Now, let us join  $OT$ .



Since PT is a tangent and OT is the radius to the circle,

$$\angle OTP = 90^\circ$$

Now, using Pythagoras Theorem for  $\triangle OPT$ , we obtain

$$OP^2 = OT^2 + PT^2$$

$$\Rightarrow OT^2 = OP^2 - PT^2 = (17 \text{ cm})^2 - (15 \text{ cm})^2 = 64 \text{ cm}^2$$

$$\Rightarrow OT = 8 \text{ cm}$$

Now,  $OA = OT = 8 \text{ cm}$

Therefore,  $AP = OP - OA = 17 \text{ cm} - 8 \text{ cm} = 9 \text{ cm}$